



Unified Fire Quarterly Report

TOWN OF BRIGHTON

Quarter 2
Apr. 1, 2022 - Jun. 30, 2022

Call Volume

TOTAL INCIDENTS

40

EMERGENT

20

% EMERGENT

50%

Call Type

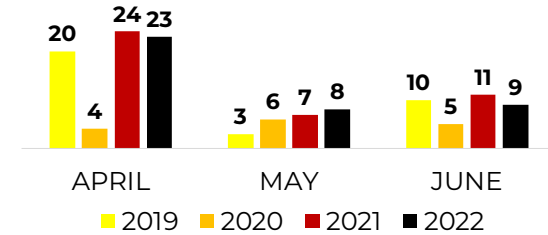
TOP **FIRE** DISPATCHES

- Structure Fire **(2)**

TOP **EMS** DISPATCHES

- Trauma **(7)**
- Falls **(5)**
- Chest Pain **(1)**
- Unconscious **(1)**
- Breathing Problem **(1)**

Four Year Monthly Comparison



TOP **OTHER** DISPATCHES

- Unintentional System/Detector **(4)**
- Combustible/flammable spills & leaks **(1)**
- Electrical Wiring/Equipment Problem **(1)**
- False Alarm & False Call, Other **(1)**

Incoming Unit

TOP ENGINE/TRUCK RESPONSES

Station	Units	%
108 - Brighton	37	92.5%
110 - C. Heights	2	5%
116 - Wasatch	1	2.5%
Total	40	100%

TOP AMBULANCE RESPONSES

Station	Units	%
110 - C. Heights	12	42.86%
104 - Holladay	9	32.14%
126 - Midvale	6	21.43%
120 - Riverton	1	3.57%
Total	28	100%

Emergent Total Time

50TH PERCENTILE

07:45

90TH PERCENTILE

35:54

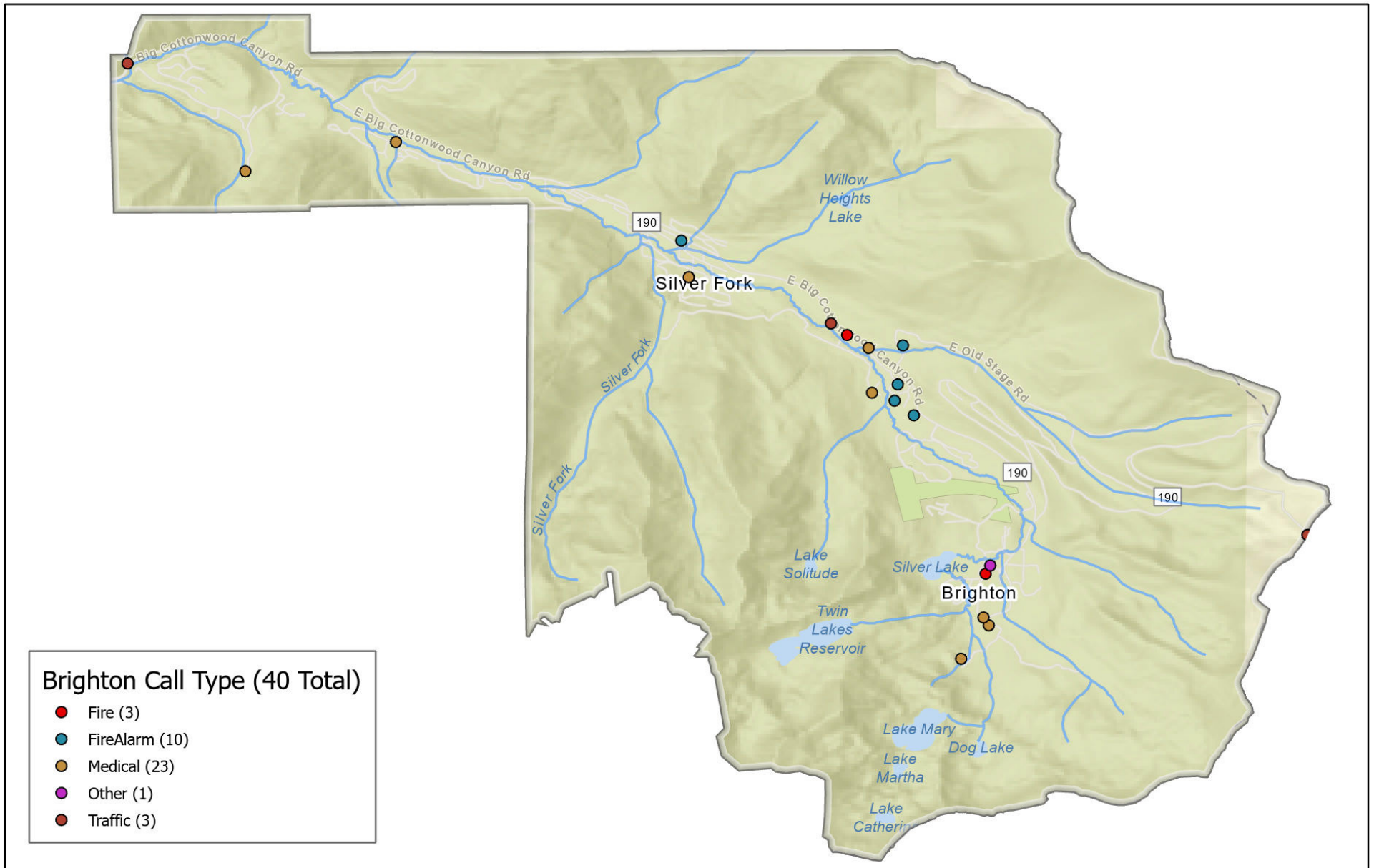
*Dispatch to Arrival (does not include call processing time)

Town of Brighton Liaison
Operations Chief Dusty Dern
(801) 819-5004
ddern@unifiedfire.org




*Most incidents require multiple unit responses (top three shown)

UFA CALL TYPE April 1 to June 30 2022



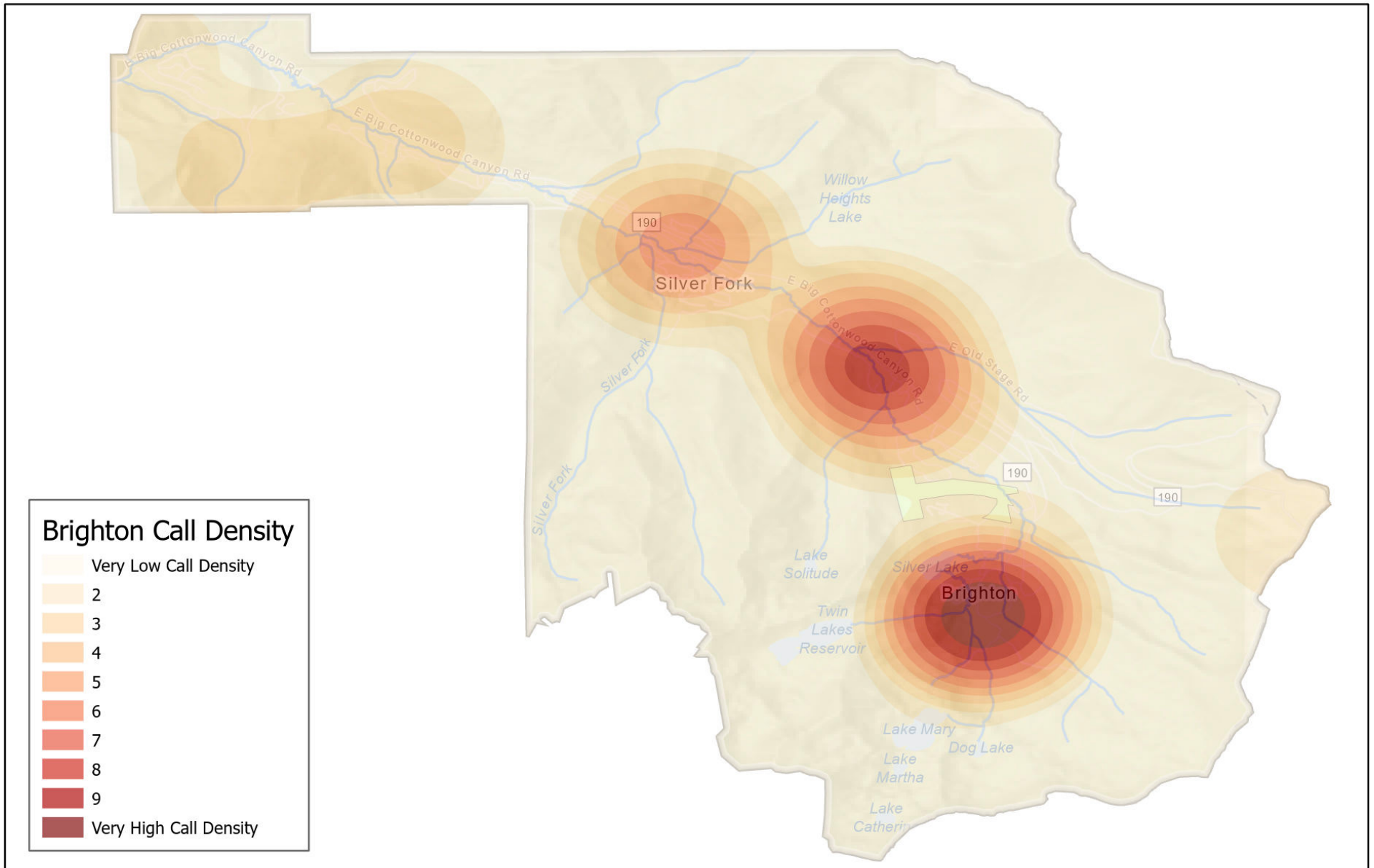
Brighton Town




7/5/2022



UFA CALL DENSITY April 1 to June 30 2022



Brighton Town



7/6/2022

