



# Unified Fire Quarterly Report

## TOWN OF BRIGHTON

Quarter 1  
Jan. 1, 2022 - Mar. 31, 2022

### Call Volume

TOTAL INCIDENTS

**174**

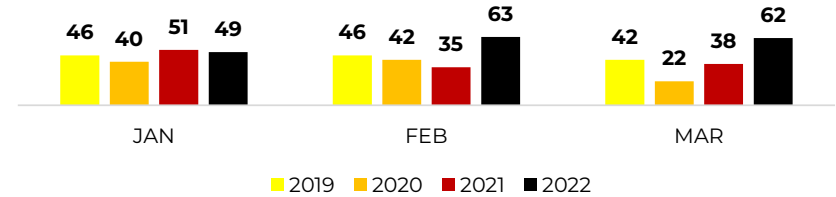
EMERGENT

**129**

% EMERGENT

**74%**

### Four Year Monthly Comparison



### Call Type

TOP **FIRE** DISPATCHES

- Mobile Property (vehicle) Fire **(1)**
- Structure Fire **(1)**

TOP **EMS** DISPATCHES

- Trauma **(82)**
- Head Injury **(11)**
- Falls **(7)**
- Unconscious **(6)**
- Sick Person **(5)**

TOP **OTHER** DISPATCHES

- Unintentional System/Detector **(6)**
- Chemical Release/Reaction, Toxic Condition **(1)**
- False Alarm & False Call, Other **(1)**
- Water Problem **(1)**
- System/Detector Malfunction **(1)**

### Incoming Unit

TOP ENGINE/TRUCK RESPONSES

Station	Units	%
108 - Brighton	210	78.36%
116 - Wasatch	36	13.43%
110 - C. Heights	9	3.36%
Others	13	4.86%
<b>Total</b>	<b>268</b>	<b>100%</b>

TOP AMBULANCE RESPONSES

Station	Units	%
110 - C. Heights	95	44.81%
126 - Midvale	61	28.77%
104 - Holladay	54	25.47%
Others	2	.94%
<b>Total</b>	<b>212</b>	<b>100%</b>

### Emergent Total Time

50TH PERCENTILE

**07:58**

90TH PERCENTILE

**20:41**

*\*Dispatch to Arrival (does not include call processing time)*

**Town of Brighton Liaison**

Operations Chief Dusty Dern

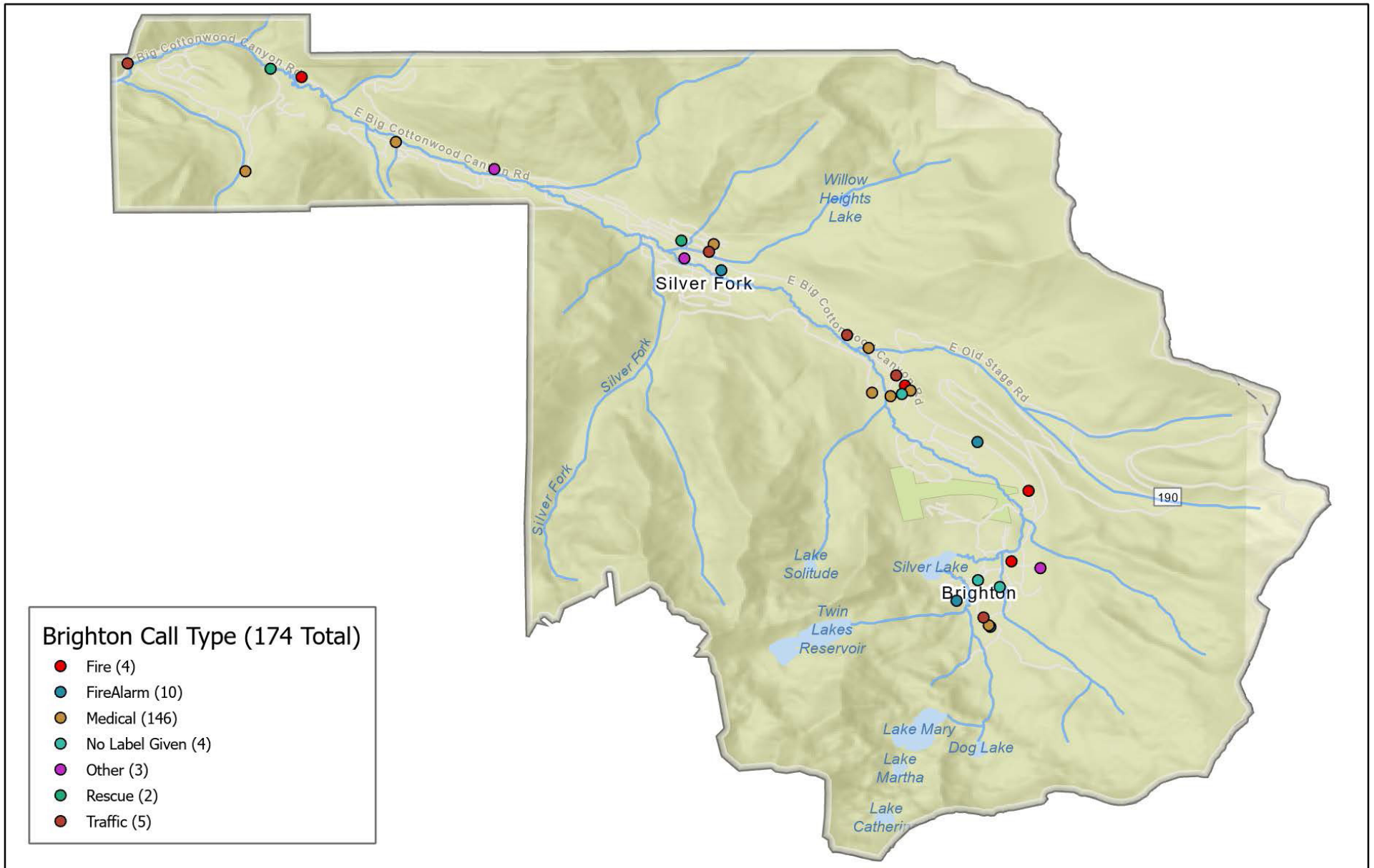
(801) 819-5004

ddern@unifiedfire.org




*\*Most incidents require multiple unit responses (top three shown)*

# UFA CALL TYPE January 1 to March 31 2022



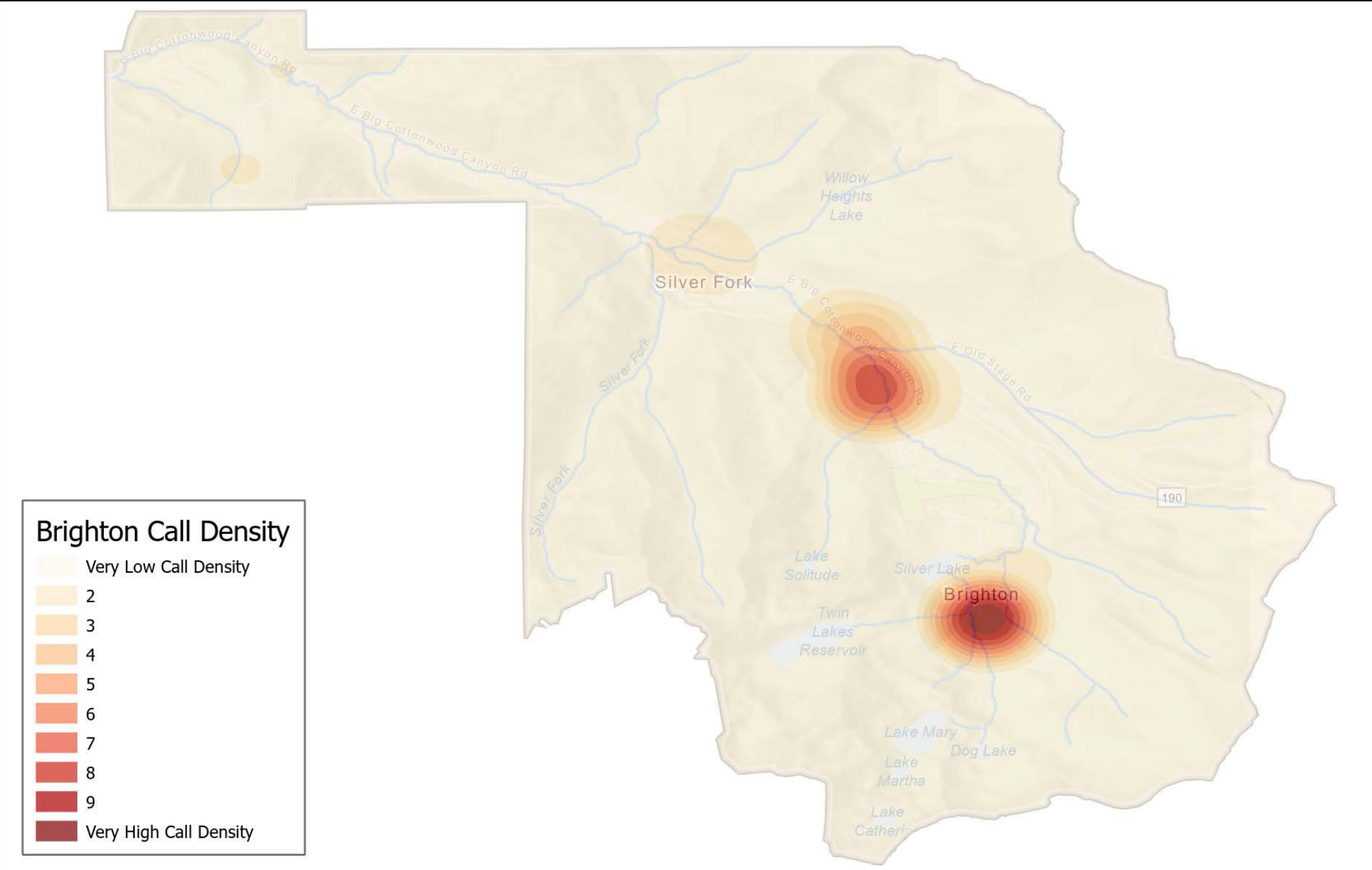
## Brighton Town



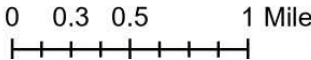
4/4/2022



# UFA CALL DENSITY January 1 to March 31 2022



## Brighton Town



4/5/2022

