



Unified Fire Quarterly Report

TOWN OF ALTA

Quarter 3
Jul. 1, 2022 - Sep. 30, 2022

Call Volume

TOTAL INCIDENTS

17

EMERGENT

5

% EMERGENT

29%

Call Type

TOP FIRE DISPATCHES

- N/A

TOP EMS DISPATCHES

- Trauma (3)
- Unconscious (2)
- Falls (1)
- Mental (1)
- Responder Request (1)

TOP OTHER DISPATCHES

- False Alarm & False Call, Other (2)
- Unintentional System/Detector (1)
- Combustible/Flammable Spills & Leaks (1)

Incoming Unit

TOP ENGINE/TRUCK RESPONSES

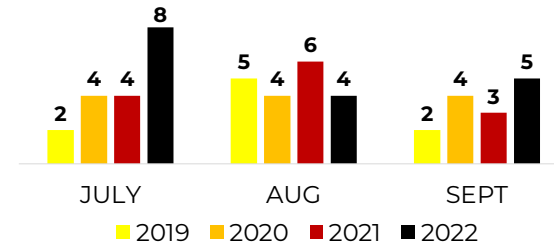
Station	Units	%
113 - Snowbird	16	94.12%
116 - Wasatch	1	5.88%
Total	17	100%

TOP AMBULANCE RESPONSES

Station	Units	%
110 - C. Heights	6	60%
126 - Midvale	3	30%
104 - Holladay	1	10%
Total	10	100%

*Most incidents require multiple unit responses

Four Year Monthly Comparison



Emergent Total Time

50TH PERCENTILE

14:03

90TH PERCENTILE

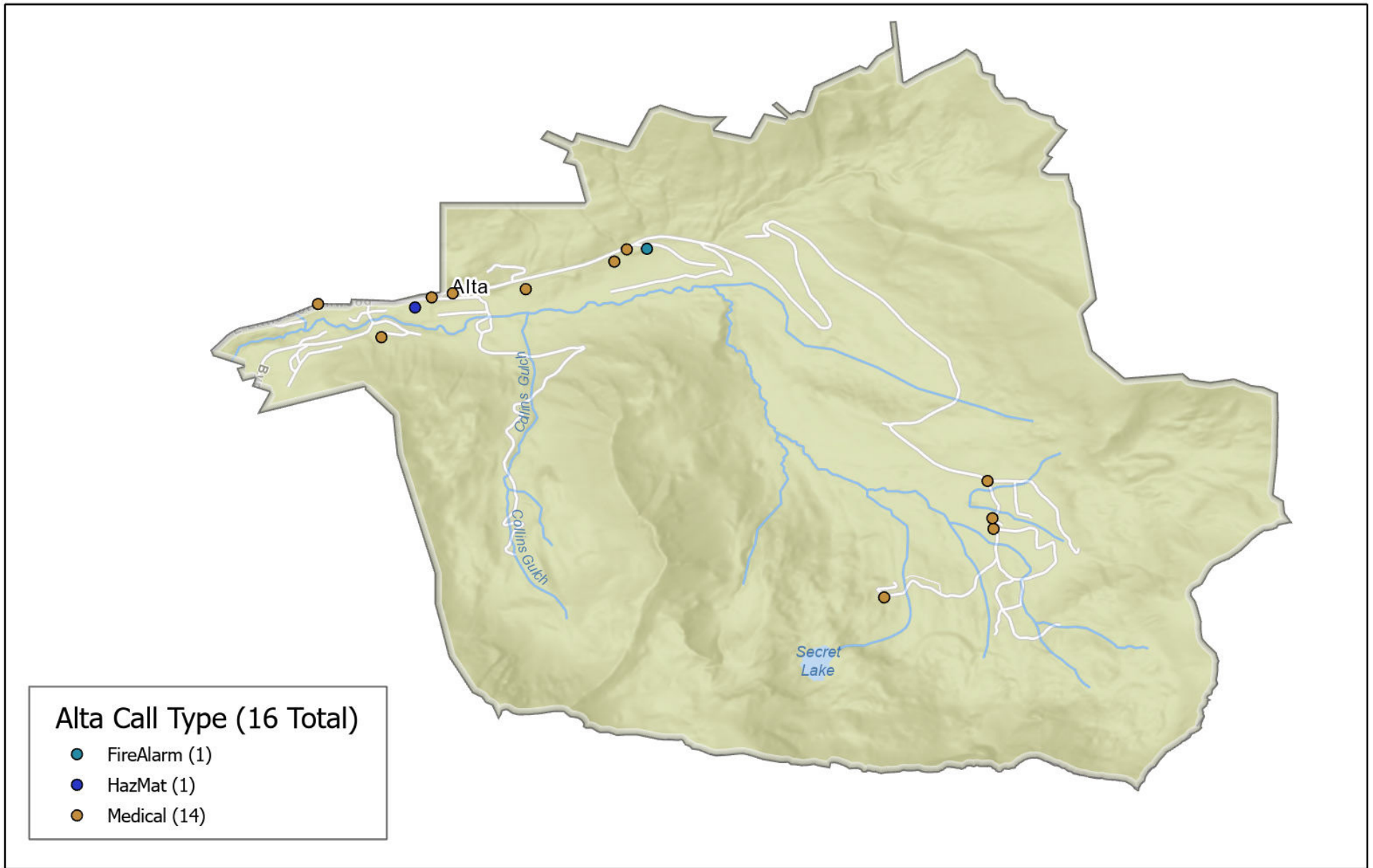
25:40

*Dispatch to Arrival (does not include call processing time)


Town of Alta Liaison
Division Chief Jay Torgersen
(801) 824-3716
jtorgersen@unifiedfire.org



UFA CALL TYPE July 1 to September 30 2022



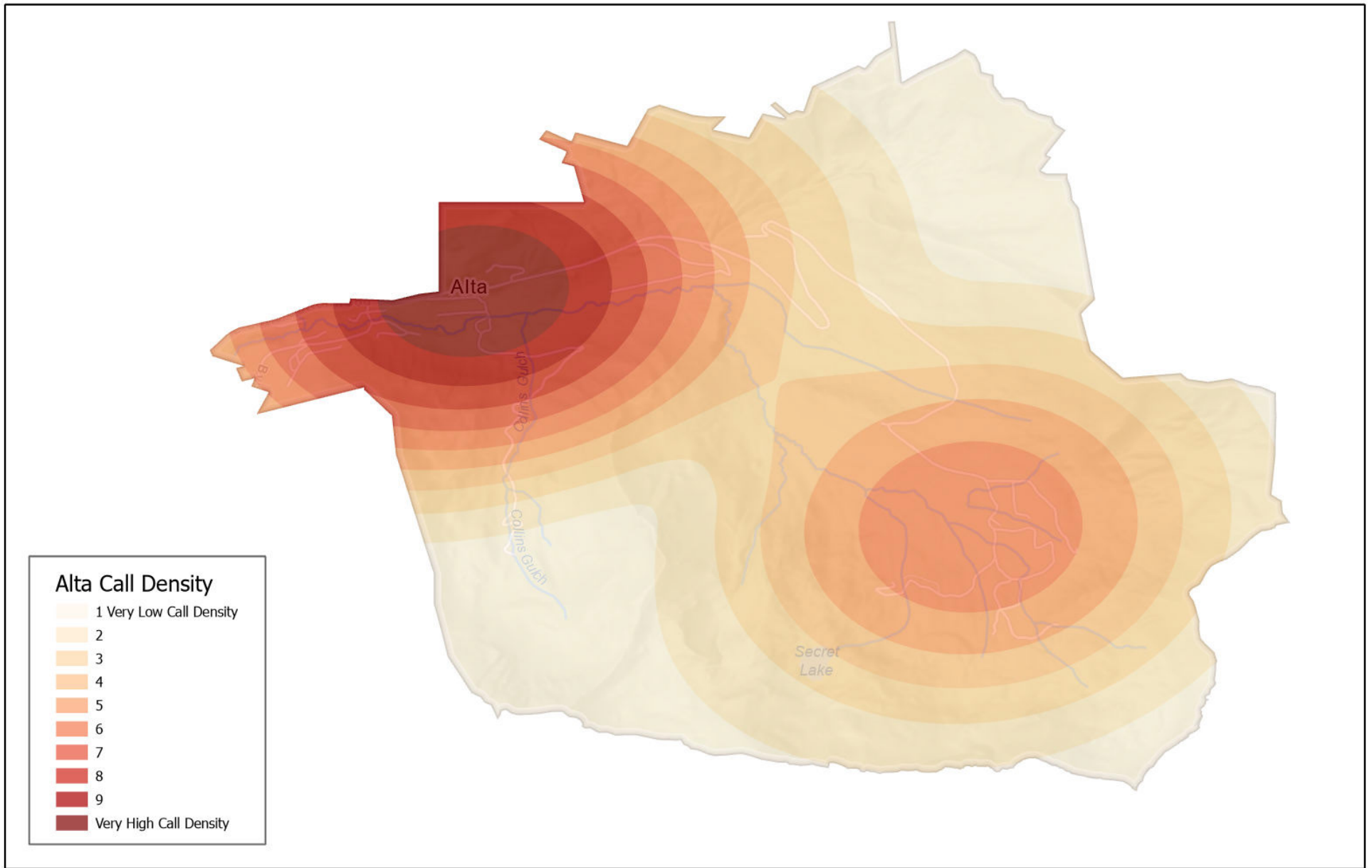
Alta Town




10/6/2022



UFA CALL DENSITY July 1 to September 30 2022



Alta Town



10/6/2022

