



Unified Fire Quarterly Report

TOWN OF ALTA

Quarter 1
Jan. 1, 2022 - Mar. 31, 2022

Call Volume

TOTAL INCIDENTS

89

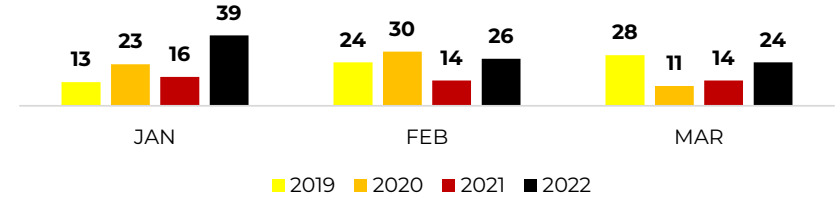
EMERGENT

66

% EMERGENT

74%

Four Year Monthly Comparison



Call Type

TOP **FIRE** DISPATCHES

- Structure Fire **(1)**

TOP **EMS** DISPATCHES

- Trauma **(43)**
- Head Injury **(6)**
- Falls **(5)**
- Sick Person **(3)**
- Seizure **(3)**

TOP **OTHER** DISPATCHES

- Combustible/Flammable Spills & Leaks **(2)**
- Public Service Assistance **(1)**
- System/Detector Malfunction **(1)**

Incoming Unit

TOP ENGINE/TRUCK RESPONSES

Station	Units	%
113 - Snowbird	96	78.69%
116 - Wasatch	22	18.03%
110 - C. Heights	3	2.46%
Others	1	0.82%
Total	122	100%

TOP AMBULANCE RESPONSES

Station	Units	%
110 - C. Heights	58	59.18%
104 - Holladay	23	23.47%
126 - Midvale	16	16.33%
Others	1	1.02%
Total	98	100%

*Most incidents require multiple unit responses

Emergent Total Time

50TH PERCENTILE

07:12

90TH PERCENTILE

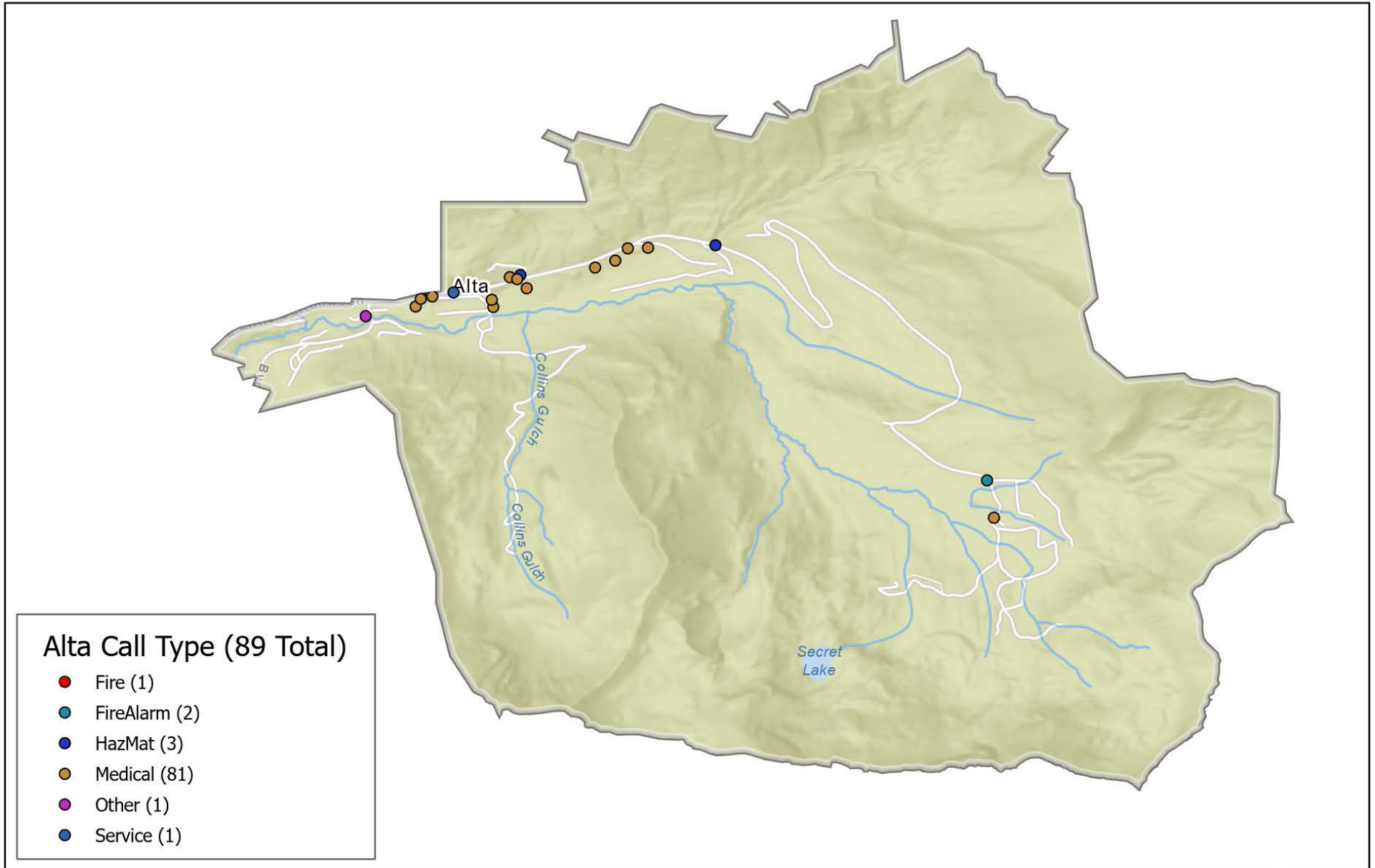
14:30

*Dispatch to Arrival (does not include call processing time)


Town of Alta Liaison
Division Chief Jay Torgersen
(801) 824-3716
jtorgersen@unifiedfire.org



UFA CALL TYPE January 1 to March 31 2022



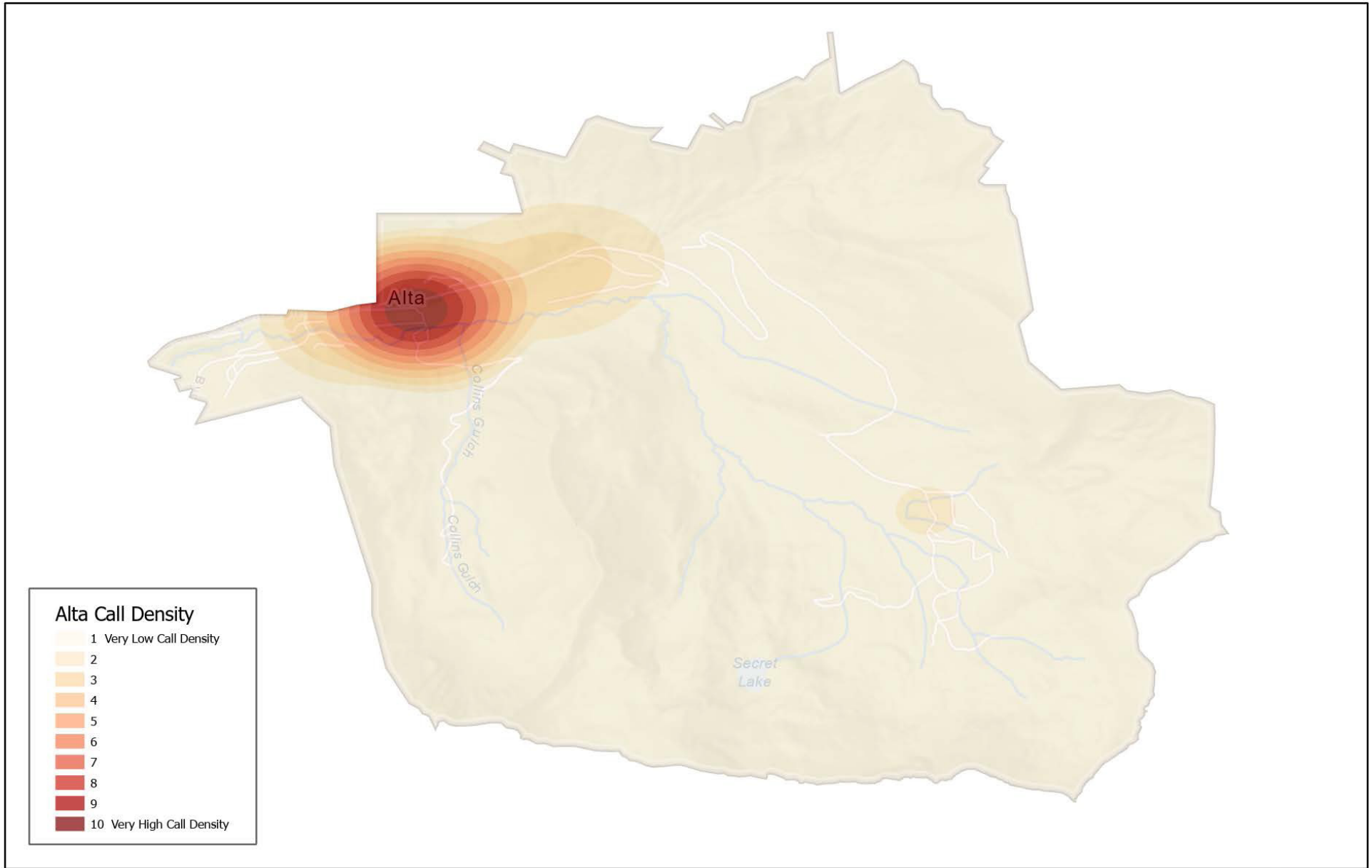
Alta Town




4/4/2022



UFA CALL DENSITY January 1 to March 31 2022



Alta Town



4/6/2022

