



# Unified Fire Quarterly Report

## TAYLORSVILLE CITY

Quarter 3  
Jul. 1, 2022 - Sep. 30, 2022

### Call Volume

TOTAL INCIDENTS

**1,287**

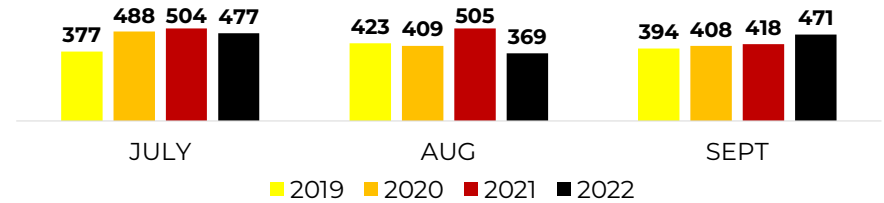
EMERGENT

**517**

% EMERGENT

**40%**

### Four Year Monthly Comparison



### Call Type

TOP **FIRE** DISPATCHES

- Structure Fire **(10)**
- Outside Rubbish Fire **(7)**
- Natural vegetation Fire **(6)**
- Mobile Property (vehicle) Fire **(4)**
- Fire, Other **(2)**

TOP **EMS** DISPATCHES

- Responder Request **(168)**
- Sick Person **(147)**
- Falls **(139)**
- Traffic/Transportation Incidents **(59)**
- Unconscious **(36)**

TOP **OTHER** DISPATCHES

- System/Detector Malfunction **(21)**
- N/A **(21)**
- Unintentional System/Detector **(20)**
- False Alarm & False Call, Other **(19)**
- Public Service Assistance **(16)**

### Incoming Unit

TOP ENGINE/TRUCK RESPONSES

Station	Units	%
117 - Taylorsville	735	55.77%
118 - Taylorsville	438	33.23%
109 - Kearns	138	10.47%
Others	7	0.54%
<b>Total</b>	<b>1,318</b>	<b>100%</b>

TOP AMBULANCE RESPONSES

Station	Units	%
117 - Taylorsville	488	46.88%
118 - Taylorsville	422	40.54%
109 - Kearns	124	11.91%
Others	7	0.68%
<b>Total</b>	<b>1,041</b>	<b>100%</b>

### Emergent Total Time

50TH PERCENTILE

**04:40**

90TH PERCENTILE

**07:01**

*\*Dispatch to Arrival (does not include call processing time)*

**Taylorville City Liaison**

Captain Richard Rich

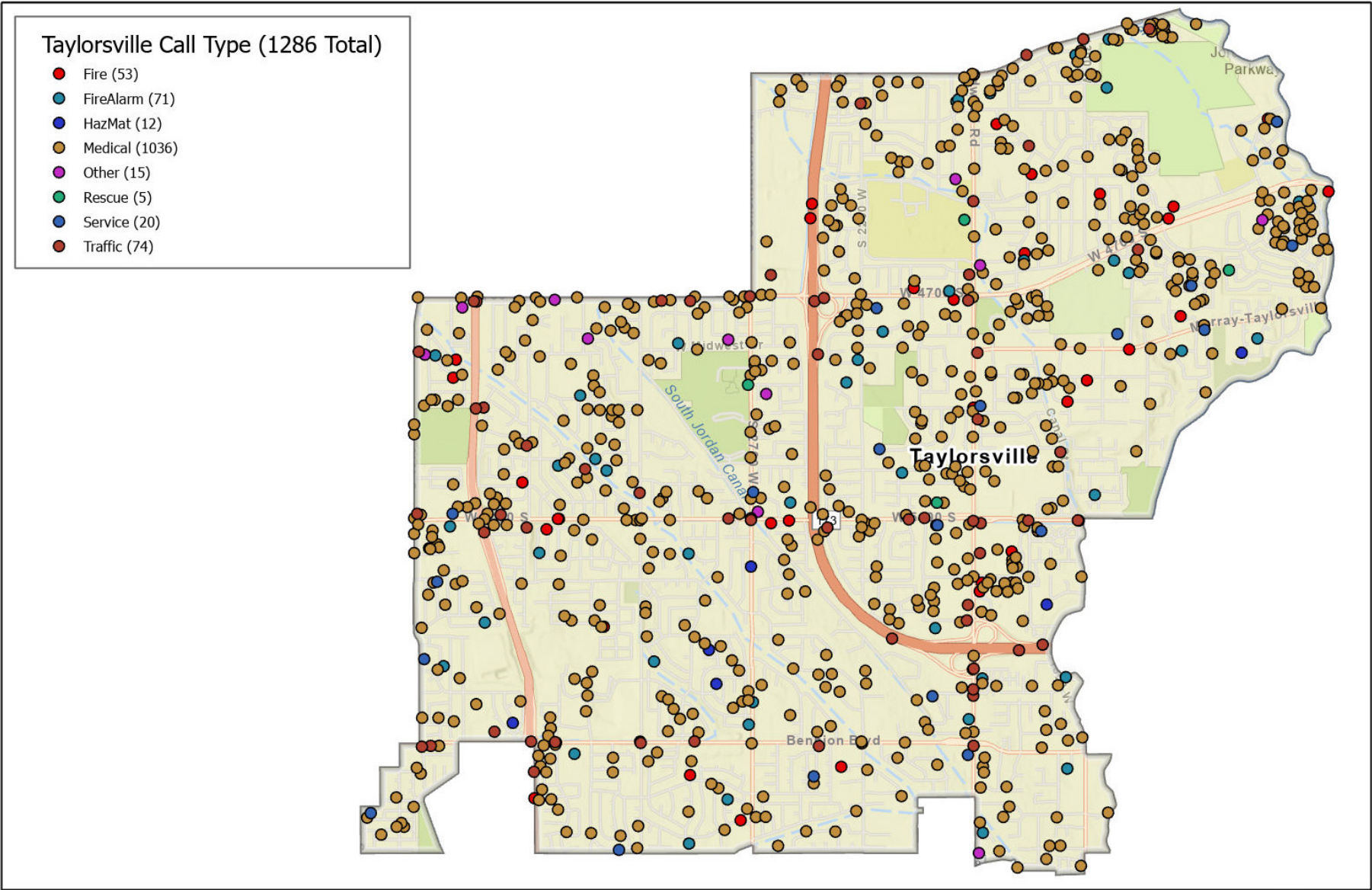
(801) 450-8850

rrich@unifiedfire.org

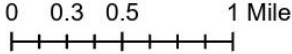


*\*Most incidents require multiple unit responses (top three shown)*

# UFA CALL TYPE July 1 to September 30 2022



## Taylorsville City



10/6/2022



