



Unified Fire Quarterly Report

TAYLORSVILLE CITY

Quarter 2
Apr. 1, 2022 - Jun. 30, 2022

Call Volume

TOTAL INCIDENTS

1,309

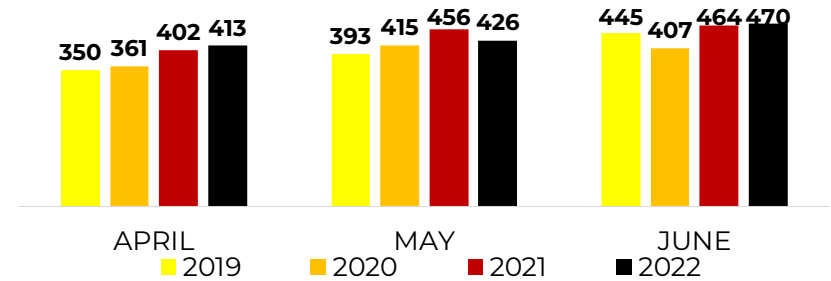
EMERGENT

557

% EMERGENT

43%

Four Year Monthly Comparison



Call Type

TOP FIRE DISPATCHES

- Outside Rubbish Fire (6)
- Structure Fire (5)
- Natural vegetation Fire (2)
- Mobile Property (vehicle) Fire (2)

TOP EMS DISPATCHES

- Sick Person (141)
- Falls (103)
- Traffic/Transportation Incidents (92)
- Breathing Problem (75)
- Unconscious (53)

TOP OTHER DISPATCHES

- Public Service Assistance (31)
- Unintentional System/Detector (29)
- System/Detector Malfunction (15)
- Electrical Wiring/Equipment Problem (9)
- False Alarm & False Call, Other (9)

Incoming Unit

TOP ENGINE/TRUCK RESPONSES

Station	Units	%
117 - Taylorsville	713	56.99%
118 - Taylorsville	402	32.13%
109 - Kearns	131	10.47%
Others	5	0.4%
Total	1,251	100%

TOP AMBULANCE RESPONSES

Station	Units	%
117 - Taylorsville	471	46.27%
118 - Taylorsville	404	39.69%
109 - Kearns	131	12.87%
Others	12	1.19%
Total	1,018	100%

Emergent Total Time

50TH PERCENTILE

04:53

90TH PERCENTILE

07:49

*Dispatch to Arrival (does not include call processing time)

Taylorville City Liaison

Captain Richard Rich

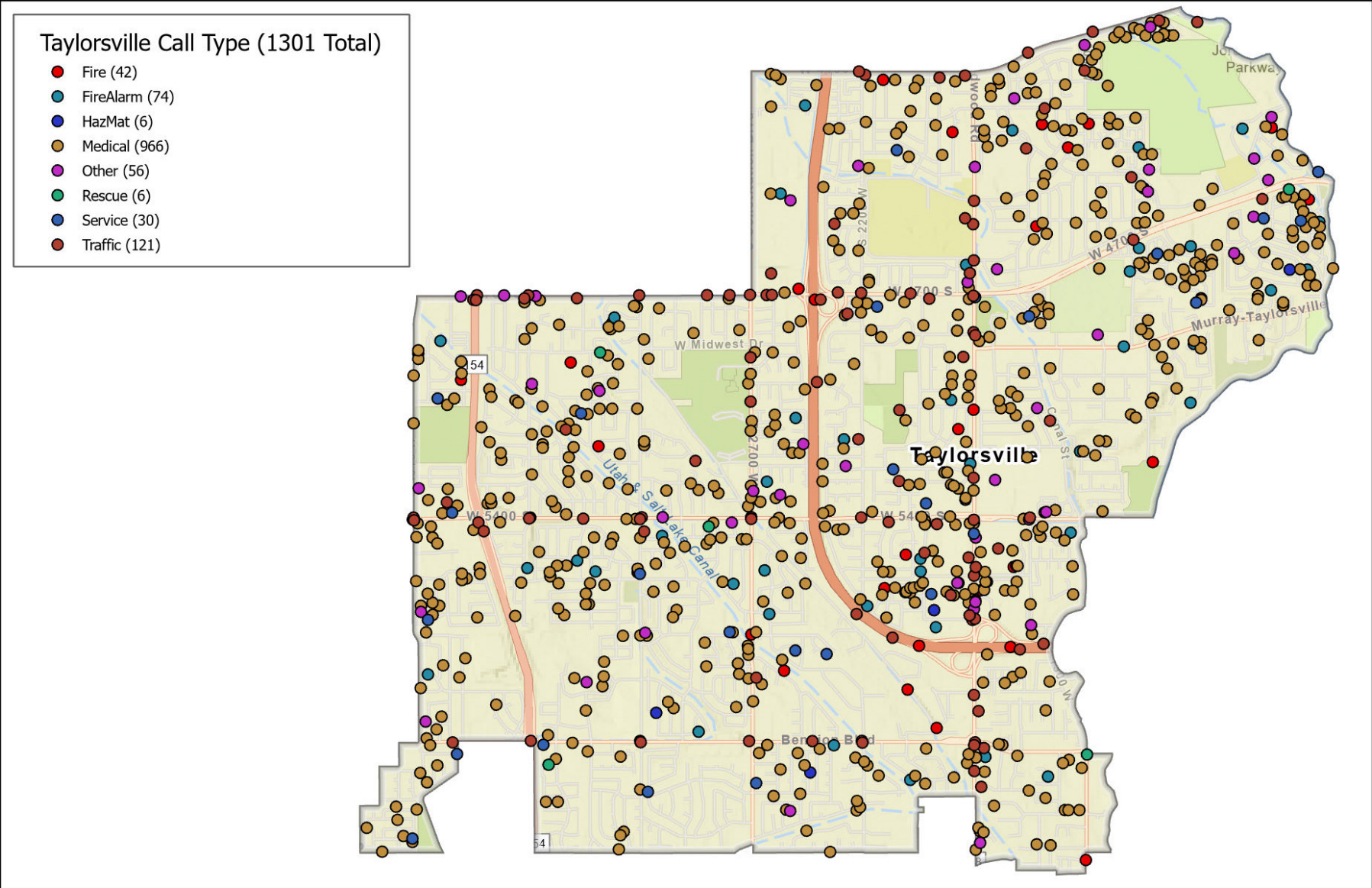
(801) 450-8850

rrich@unifiedfire.org

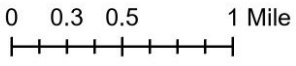


*Most incidents require multiple unit responses (top three shown)

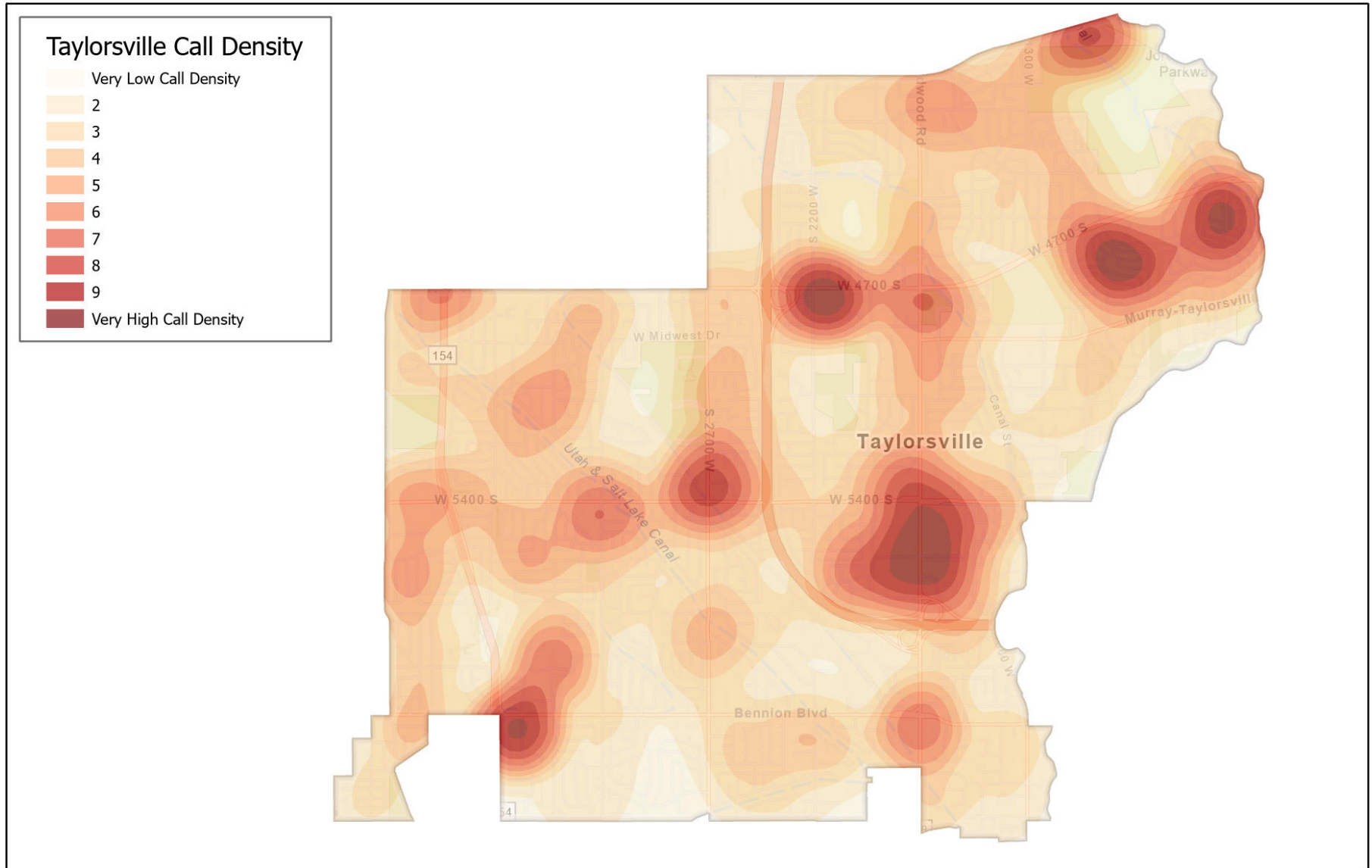
UFA CALL TYPE April 1 to June 30 2022




Taylorsville City



UFA CALL DENSITY April 1 to June 30 2022



Taylorsville City



7/6/2022