



Unified Fire Quarterly Report

RIVERTON CITY

Quarter 3
Jul. 1, 2022 - Sep. 30, 2022

Call Volume

TOTAL INCIDENTS

541

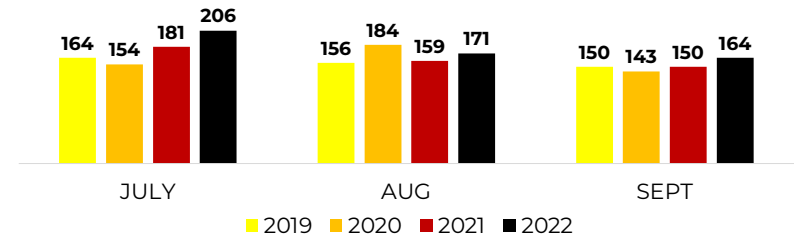
EMERGENT

217

% EMERGENT

40%

Four Year Monthly Comparison



Call Type

TOP FIRE DISPATCHES

- Structure Fire **(4)**
- Fire, Other **(3)**
- Special Outside Fire **(2)**
- Outside Rubbish Fire **(2)**
- Mobile Property/Fixed Structure **(2)**

TOP EMS DISPATCHES

- Falls **(63)**
- Sick Person **(54)**
- Responder Request **(32)**
- Unconscious **(26)**
- Seizure **(22)**

TOP OTHER DISPATCHES

- Public Service Assistance **(25)**
- N/A **(21)**
- False Alarm & False Call, Other **(19)**
- Unintentional System/Detector **(14)**
- System or detector malfunction **(13)**

Incoming Unit

TOP ENGINE/TRUCK RESPONSES

Station	Units	%
124 - E. Riverton	244	46.48%
121 - Riverton	218	41.52%
123 - Rosecrest	40	7.62%
Others	23	4.38%
Total	525	100%

TOP AMBULANCE RESPONSES

Station	Units	%
120 - Riverton	251	62.13%
121 - Riverton	153	37.87%
Total	404	100%

Emergent Total Time

50TH PERCENTILE

05:18

90TH PERCENTILE

07:41

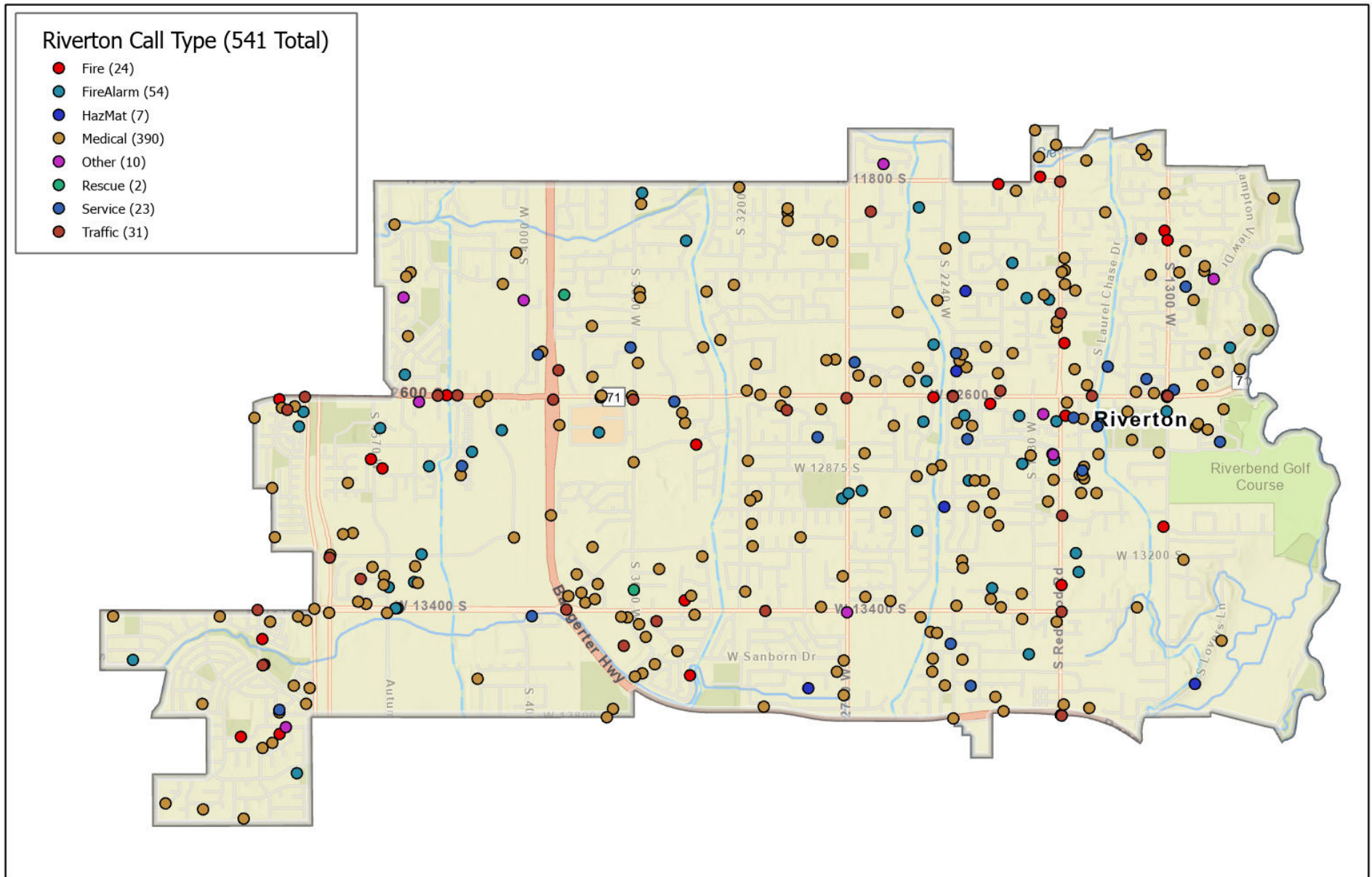
*Dispatch to Arrival (does not include call processing time)

*Most incidents require multiple unit responses (top three shown)

Riverton City Liaison
Battalion Chief Wade Watkins
(801) 450-3808
wwatkins@unifiedfire.org



UFA CALL TYPE July 1 to September 30 2022



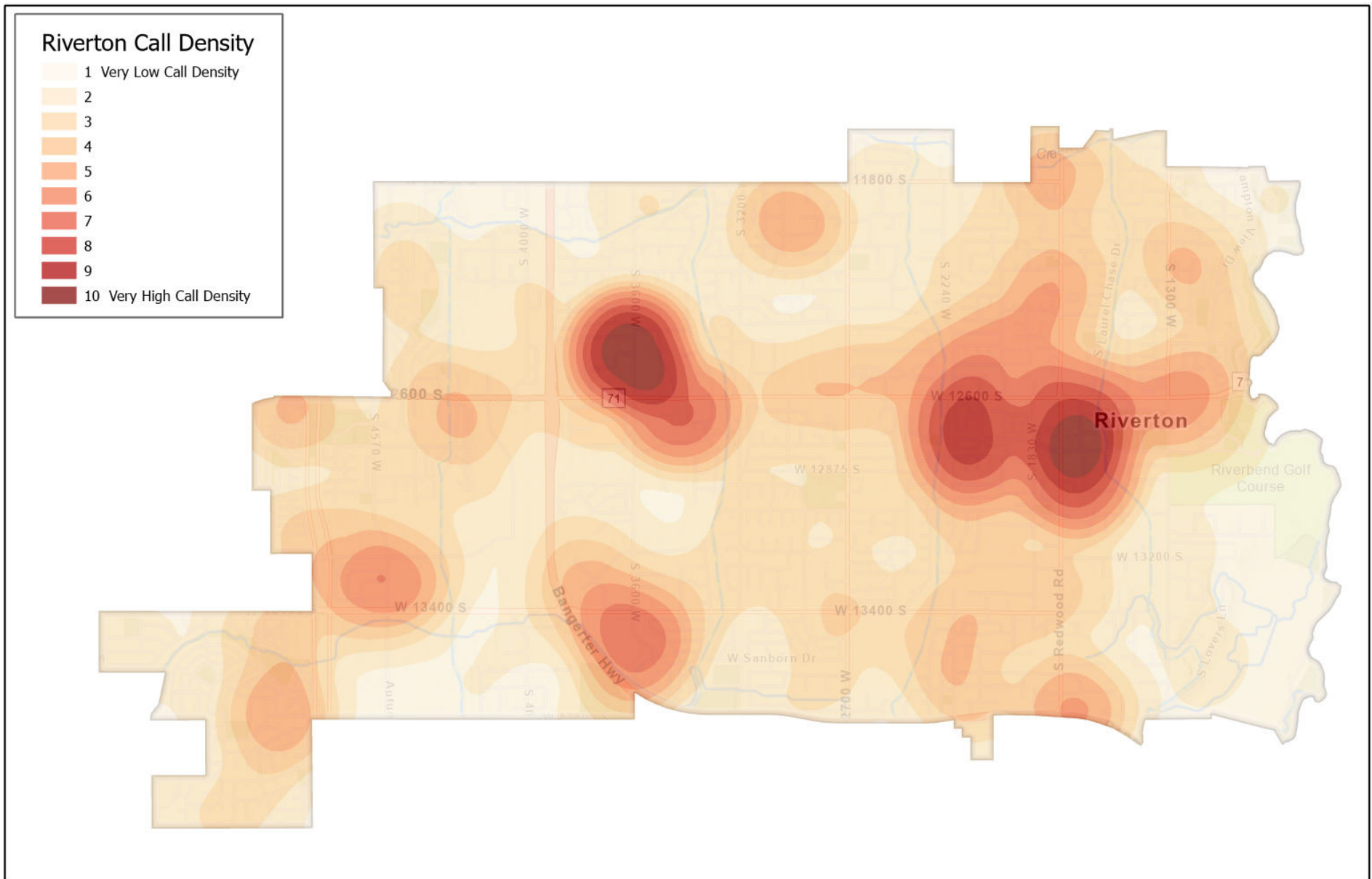
Riverton City

0 0.3 0.5 1 Mile


10/6/2022



UFA CALL DENSITY July 1 to September 30 2022



Riverton City



10/7/2022

