



Unified Fire Quarterly Report RIVERTON CITY

Quarter 3
July 1, 2021 - Sept. 30, 2021

Call Volume

TOTAL INCIDENTS

490

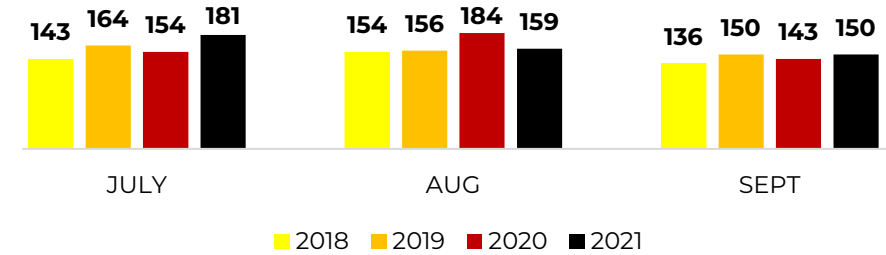
EMERGENT

54

% EMERGENT

11%

Four Year Monthly Comparison



Call Type

TOP **FIRE** DISPATCHES

- Structure Fire **(5)**
- Mobile Property (vehicle) Fire **(2)**
- Natural Vegetation Fire **(2)**
- Outside Rubbish Fire **(1)**

TOP **EMS** DISPATCHES

- Sick Person **(56)**
- Falls **(38)**
- Breathing Problem **(35)**
- Unconscious **(26)**
- Traffic/Transportation Incidents **(21)**

TOP **OTHER** DISPATCHES

- Unintentional System/Detector **(22)**
- Public Service Assistance **(11)**
- Electrical Wiring/Equipment Problem **(6)**
- Weather, Flood, or Natural Disaster **(5)**
- System/Detector Malfunction **(3)**

Incoming Unit

TOP ENGINE/TRUCK RESPONSES

Station	Units	%
121 - Riverton	199	42.89%
124 - E. Riverton	196	42.24%
123 - Rosecrest	48	10.34%
Others	21	4.53%
Total	464	100%

TOP AMBULANCE RESPONSES

Station	Units	%
120 - Riverton	201	59.47%
121 - Riverton	137	40.53%
Total	338	100%

Emergent Total Time

50TH PERCENTILE

06:16

90TH PERCENTILE

09:53

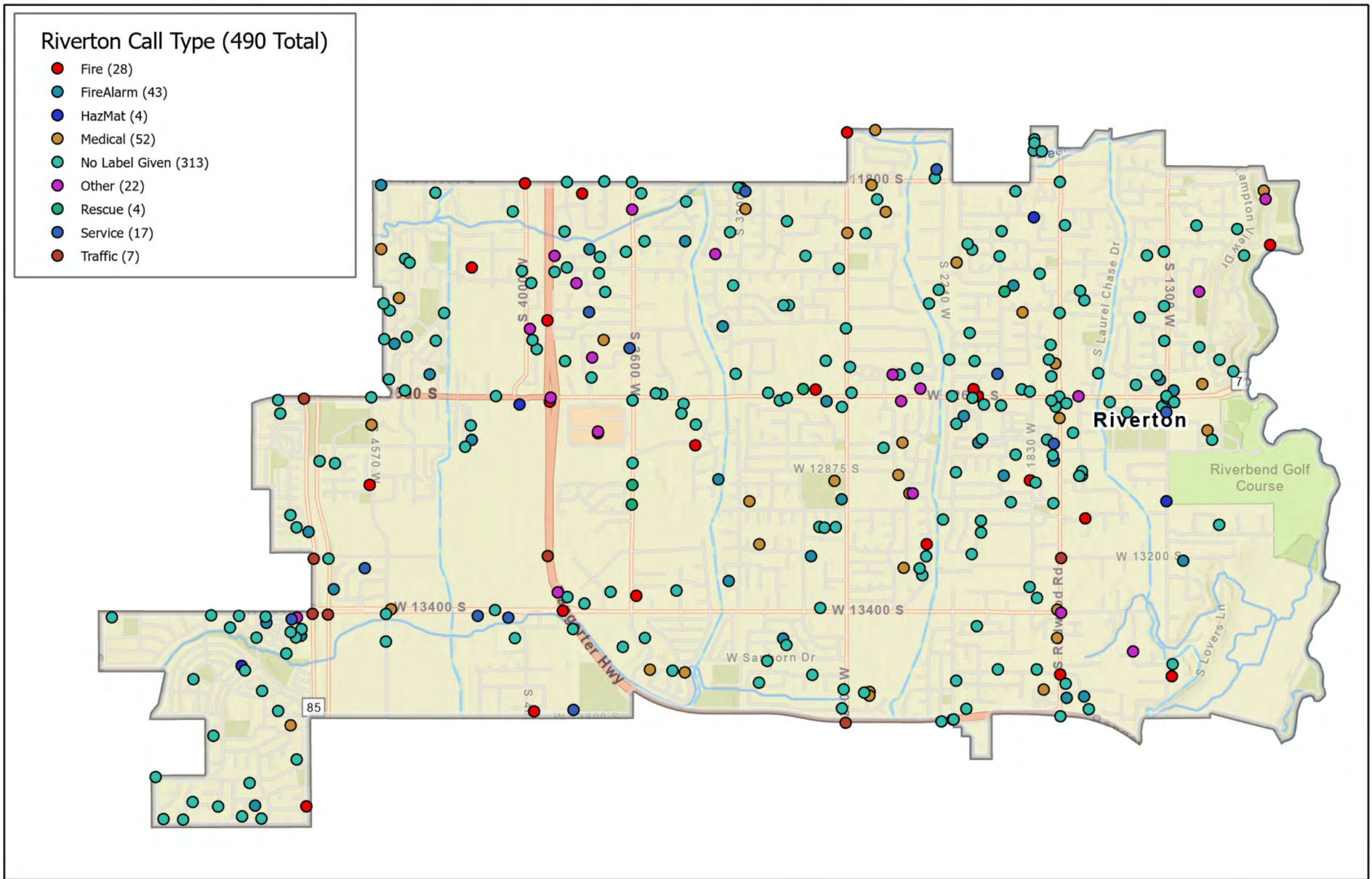
**Dispatch to Arrival (does not include call processing time)*

Riverton City Liaison
Battalion Chief Wade Watkins
(801) 450-3808
wwatkins@unifiedfire.org




*Most incidents require multiple unit responses (top three shown)

UFA CALL TYPE July 1 to September 30 2021



Riverton City



10/5/2021



