



# Unified Fire Quarterly Report

## RIVERTON CITY

Quarter 2  
Apr. 1, 2022 - Jun. 30, 2022

### Call Volume

TOTAL INCIDENTS

**507**

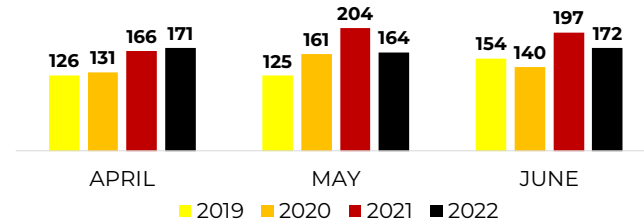
EMERGENT

**194**

% EMERGENT

**38%**

### Four Year Monthly Comparison



### Call Type

TOP **FIRE** DISPATCHES

- Structure Fire **(6)**
- Natural vegetation Fire **(1)**
- Mobile Property (vehicle) Fire **(1)**

TOP **EMS** DISPATCHES

- Falls **(50)**
- Sick Person **(44)**
- Traffic/Transportation Incidents **(27)**
- Unconscious **(25)**
- Breathing Problem **(18)**

TOP **OTHER** DISPATCHES

- Public Service Assistance **(29)**
- Unintentional System/Detector **(24)**
- Combustible/flammable Spills & Leaks **(10)**
- Electrical Wiring/Equipment Problem **(4)**
- Animal problem or rescue **(4)**

### Incoming Unit

TOP ENGINE/TRUCK RESPONSES

Station	Units	%
124 - E. Riverton	218	45.04%
121 - Riverton	199	41.12%
123 - Rosecrest	45	9.3%
Others	22	4.55%
<b>Total</b>	<b>484</b>	<b>100%</b>

TOP AMBULANCE RESPONSES

Station	Units	%
120 - Riverton	219	62.04%
121 - Riverton	134	37.96%
<b>Total</b>	<b>353</b>	<b>100%</b>

### Emergent Total Time

50TH PERCENTILE

**05:02**

90TH PERCENTILE

**07:52**

*\*Dispatch to Arrival (does not include call processing time)*

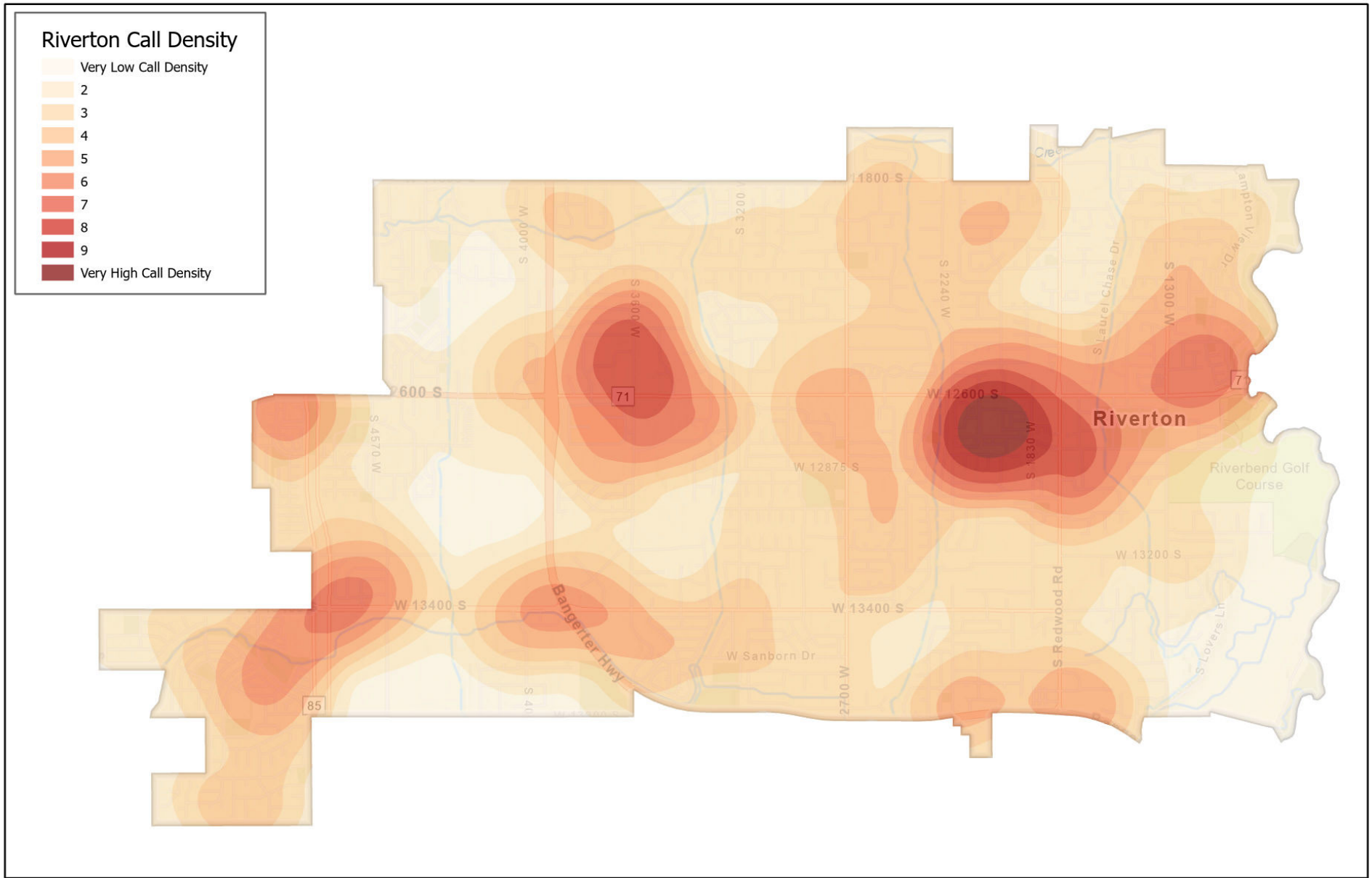
*\*Most incidents require multiple unit responses (top three shown)*

**Riverton City Liaison**  
Battalion Chief Wade Watkins  
(801) 450-3808  
wwatkins@unifiedfire.org






# UFA CALL DENSITY April 1 to June 30 2022



## Riverton City



7/6/2022

