



Unified Fire Quarterly Report

RIVERTON CITY

Quarter 2
April 1, 2021 - June 30, 2021

Call Volume

TOTAL INCIDENTS

567

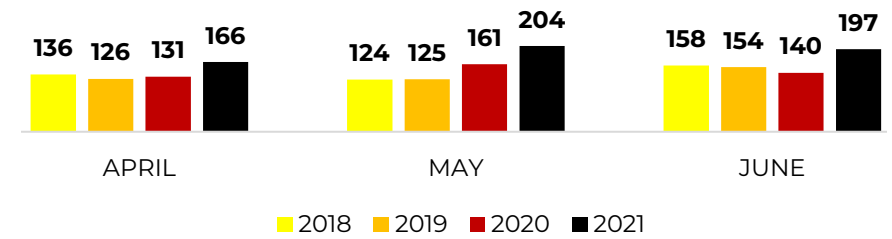
EMERGENT

33

% EMERGENT

6%

Four Year Monthly Comparison



Call Type

TOP **FIRE** DISPATCHES

- Structure Fire **(4)**
- Outside Rubbish Fire **(2)**
- Natural Vegetation Fire **(1)**
- Fire, Other **(1)**

TOP **EMS** DISPATCHES

- Falls **(50)**
- Sick Person **(45)**
- Breathing Problem **(38)**
- Traffic/Transportation Incidents **(30)**
- Unconscious **(16)**

TOP **OTHER** DISPATCHES

- Public Service Assistance **(26)**
- Animal Problem/Rescue **(20)**
- Unintentional System/Detector **(14)**
- System/Detector Malfunction **(7)**
- Combustible/Flammable Spills & Leaks **(5)**

Incoming Unit

TOP ENGINE/TRUCK RESPONSES

Station	Units	%
124 - E. Riverton	263	53.78%
121 - Riverton	168	34.36%
123 - Rosecrest	31	6.34%
Others	27	5.52%
Total	489	100%

TOP AMBULANCE RESPONSES

Station	Units	%
120 - Riverton	228	62.13%
121 - Riverton	138	37.6%
111 - Magna	1	0.27%
Total	367	100%

Emergent Total Time

50TH PERCENTILE

07:18

90TH PERCENTILE

10:11

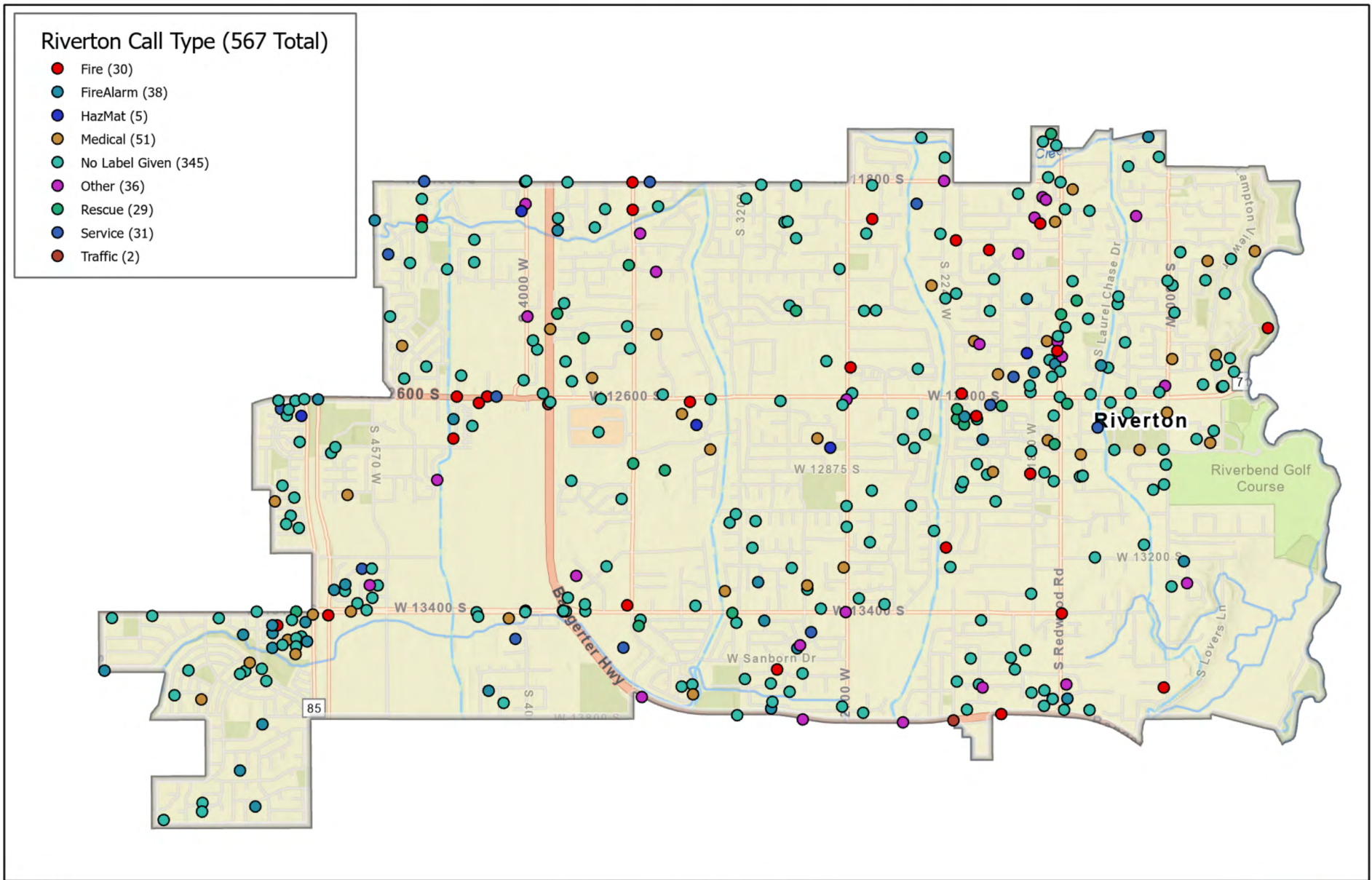
**Dispatch to Arrival (does not include call processing time)*

**Most incidents require multiple unit responses (top three shown)*


Riverton City Liaison
Battalion Chief Wade Watkins
(801) 450-3808
wwatkins@unifiedfire.org



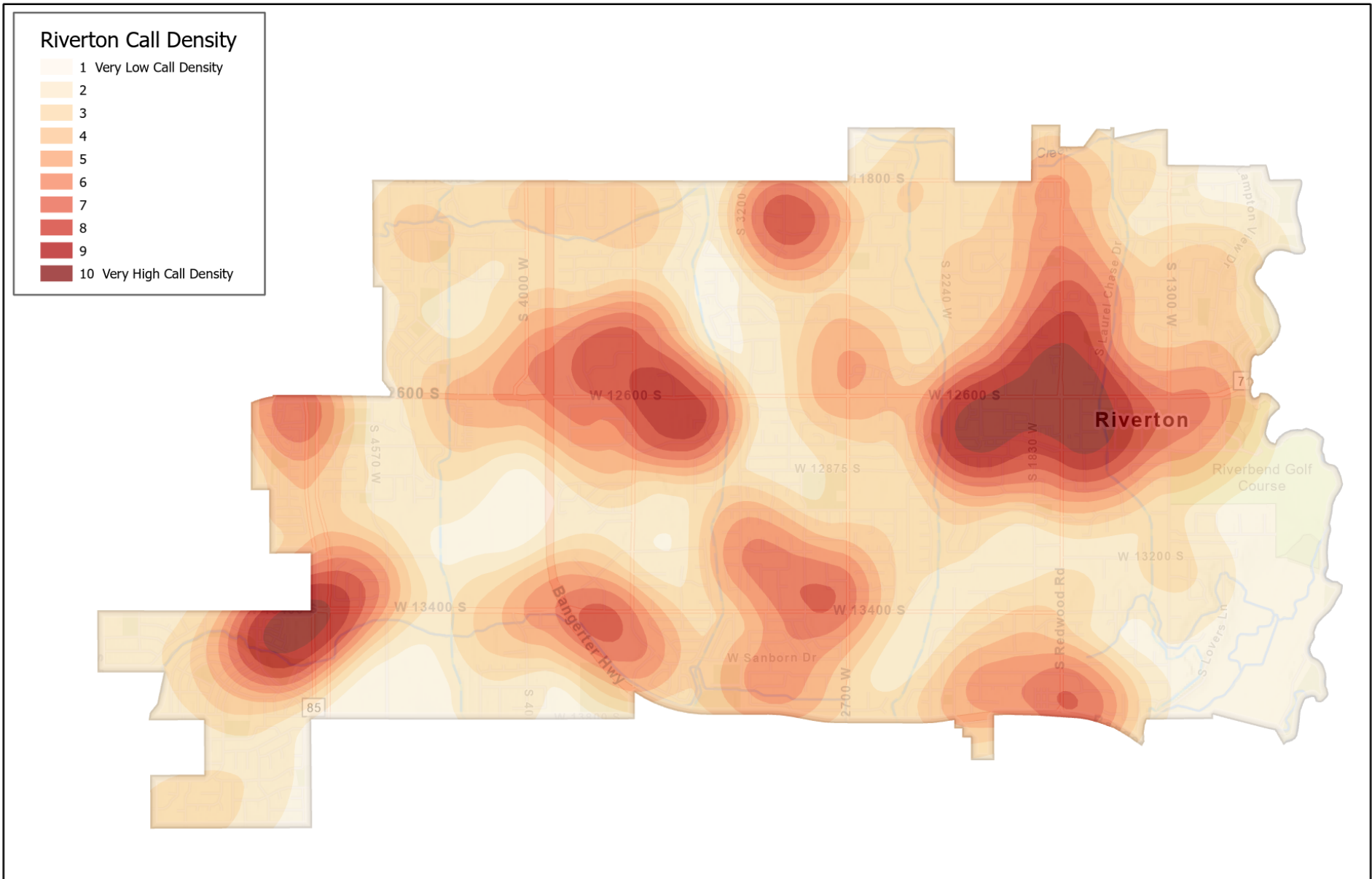
UFA CALL TYPE April 1 to June 30 2021



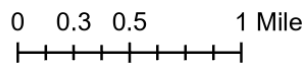
Riverton City



UFA CALL DENSITY April 1 to June 30 2021



Riverton City



7/2/2021

