



Unified Fire Quarterly Report RIVERTON CITY

Quarter 1
Jan. 1, 2022 - Mar. 31, 2022

Call Volume

TOTAL INCIDENTS

476

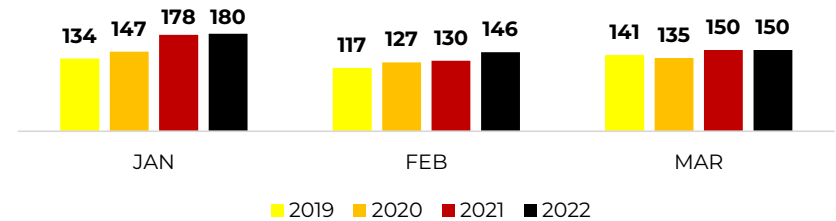
EMERGENT

210

% EMERGENT

44%

Four Year Monthly Comparison



Call Type

TOP **FIRE** DISPATCHES

- Natural Vegetation Fire **(5)**
- Mobile Property (vehicle) Fire **(2)**
- Structure Fire **(2)**
- Fire, Other **(1)**
- Outside Rubbish Fire **(1)**

TOP **EMS** DISPATCHES

- Sick Person **(60)**
- Falls **(53)**
- Traffic/Transportation Incidents **(31)**
- Breathing Problem **(25)**
- Unconscious **(24)**

TOP **OTHER** DISPATCHES

- Public Service Assistance **(20)**
- Unintentional System/Detector **(15)**
- System/Detector Malfunction **(10)**
- False Alarm & False Call, Other **(4)**
- Combustible/Flammable Spills & Leaks **(4)**

Incoming Unit

TOP ENGINE/TRUCK RESPONSES

Station	Units	%
121 - Riverton	273	47.15%
124 - E. Riverton	239	41.28%
123 - Rosecrest	38	6.56%
Others	29	5%
Total	579	100%

TOP AMBULANCE RESPONSES

Station	Units	%
120 - Riverton	266	56.72%
121 - Riverton	200	42.64%
101 - Millcreek	2	0.43%
118 - Taylorsville	1	0.21%
Total	469	100%

Emergent Total Time

50TH PERCENTILE

05:01

90TH PERCENTILE

07:37

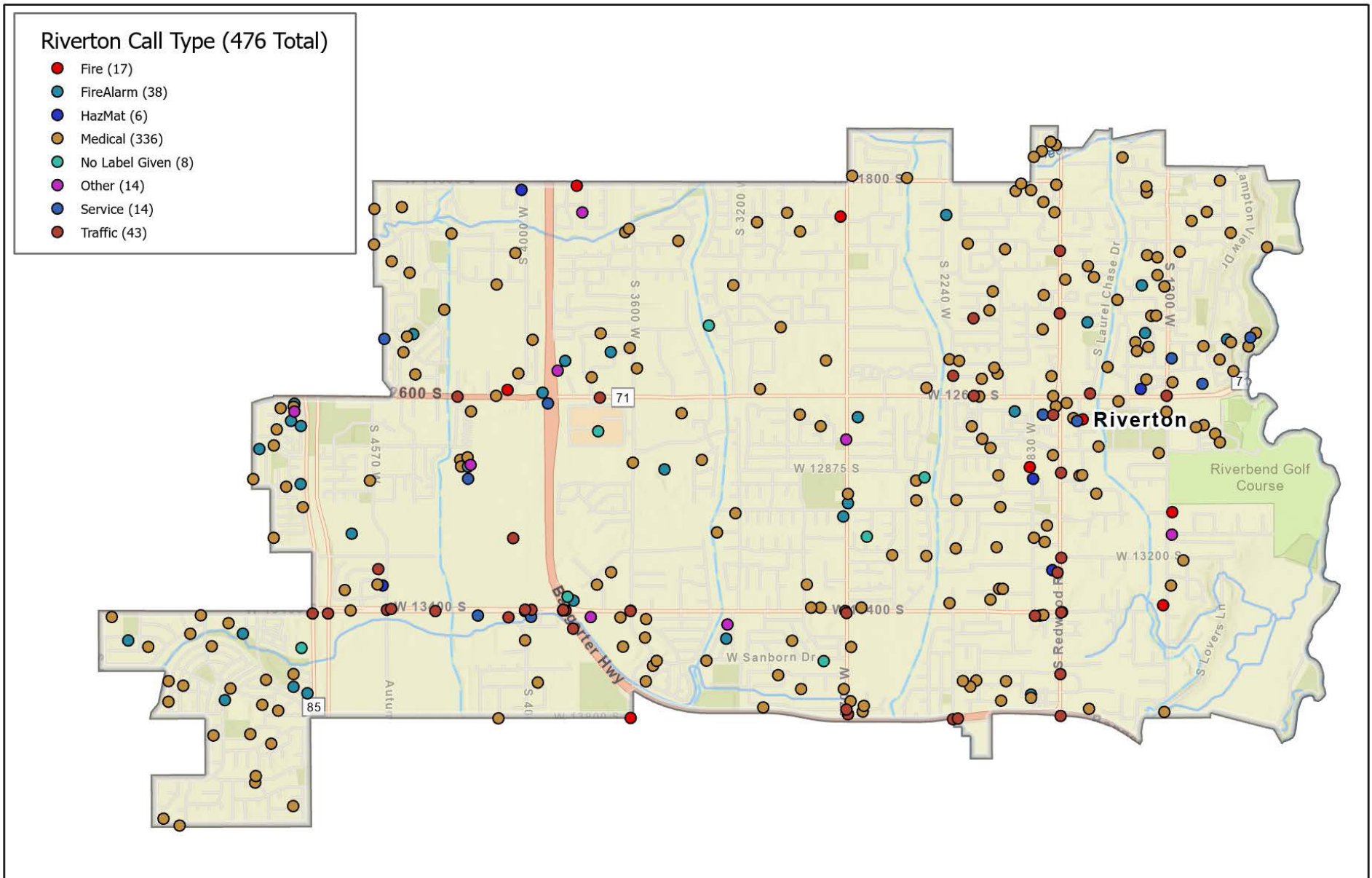
**Dispatch to Arrival (does not include call processing time)*

**Most incidents require multiple unit responses (top three shown)*

Riverton City Liaison
 Battalion Chief Wade Watkins
 (801) 450-3808
 wwatkins@unifiedfire.org



UFA CALL TYPE January 1 to March 31 2022



Riverton City

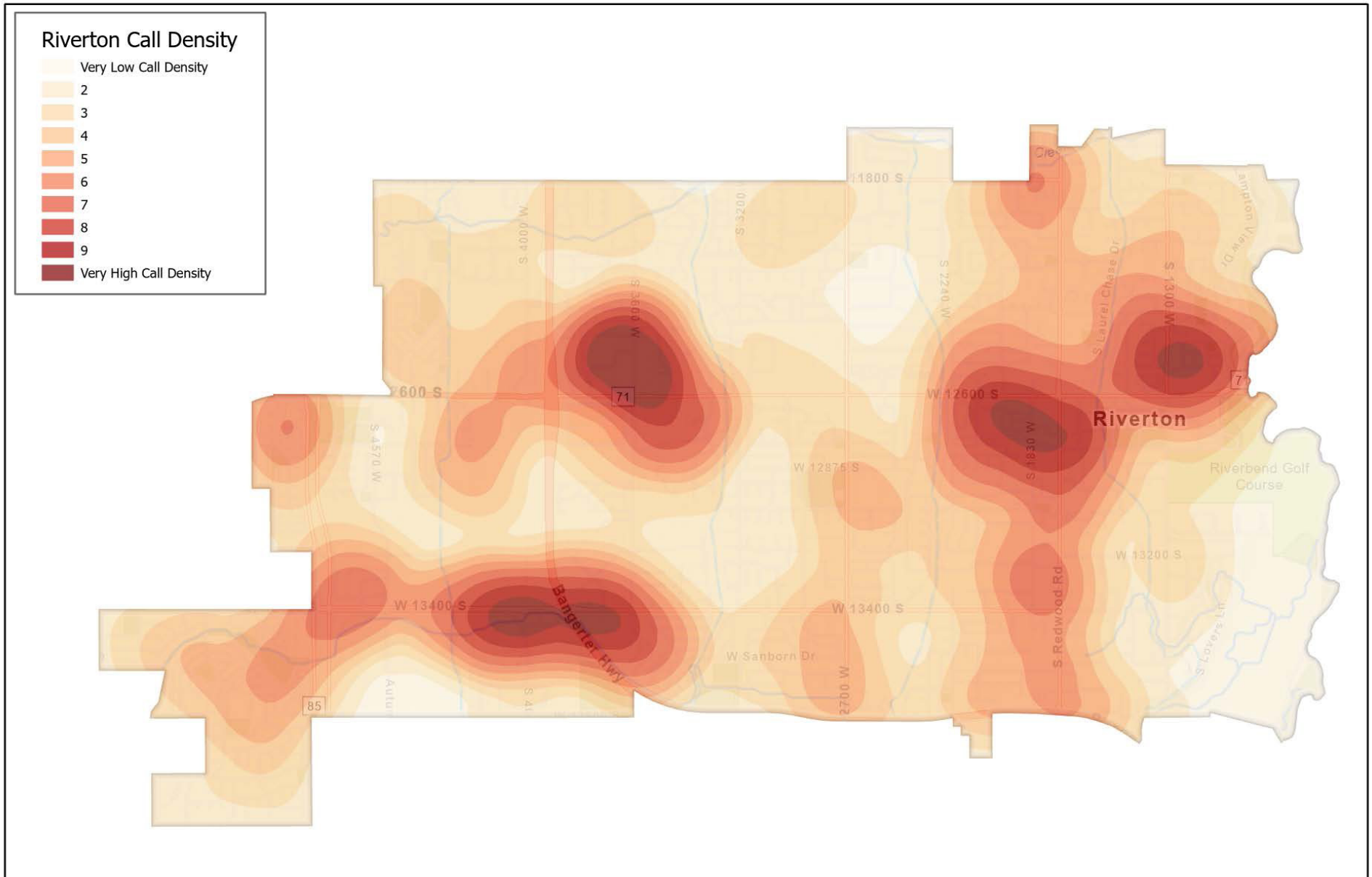


0 0.3 0.5 1 Mile




4/4/2022

UFA CALL DENSITY January 1 to March 31 2022



Riverton City



4/5/2022

