



Unified Fire Quarterly Report

MILLCREEK CITY

Quarter 3
Jul. 1, 2022 - Sep. 30, 2022

Call Volume

TOTAL INCIDENTS

1,407

EMERGENT

452

% EMERGENT

32%

Call Type

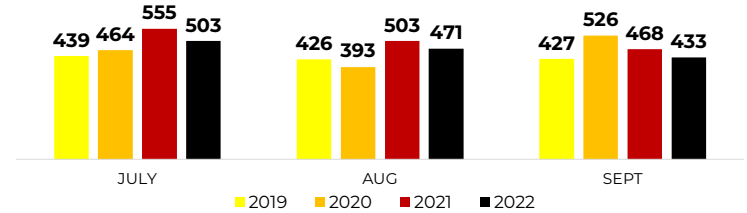
TOP **FIRE** DISPATCHES

- Structure Fire **(12)**
- Natural Vegetation Fire **(8)**
- Outside Rubbish Fire **(6)**
- Fire, Other **(3)**
- Mobile Property (vehicle) Fire **(1)**

TOP **EMS** DISPATCHES

- Falls **(147)**
- Sick Person **(121)**
- Responder Request **(118)**
- Chest Pain **(44)**
- Traffic/Transportation Incidents **(36)**

Four Year Monthly Comparison



Incoming Unit

TOP ENGINE/TRUCK RESPONSES

Station	Units	%
101 - Millcreek	663	48.08%
106 - E. Millcreek	305	22.12%
112 - Olympus	200	14.5%
Others	211	15.3%
Total	1,379	100%

TOP AMBULANCE RESPONSES

Station	Units	%
101 - Millcreek	580	50.09%
106 - E. Millcreek	342	34.82%
104 - Holladay	148	12.39%
Others	22	2.7%
Total	1,092	100%

*Most incidents require multiple unit responses (top three shown)

TOP **OTHER** DISPATCHES

- Public Service Assistance **(44)**
- N/A **(37)**
- System/Detector Malfunction **(32)**
- Unintentional System/Detector **(29)**
- False Alarm & False Call, Other **(26)**

Emergent Total Time

50TH PERCENTILE

04:43

90TH PERCENTILE

07:34

*Dispatch to Arrival (does not include call processing time)

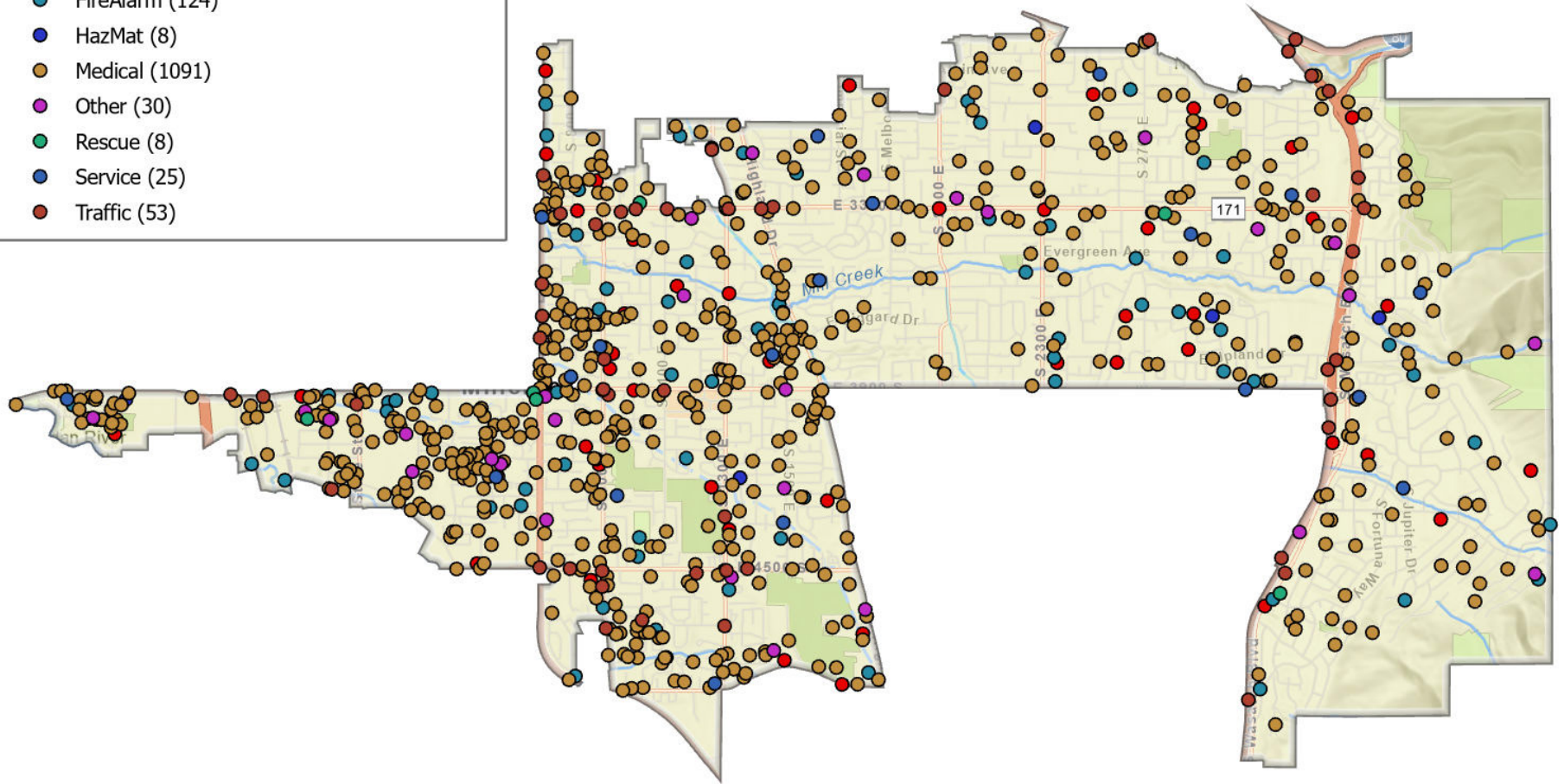
Millcreek City Liaison
Battalion Chief Duane Woolsey
(801) 824-3688
dwoolsey@unifiedfire.org




UFA CALL TYPE July 1 to September 30 2022

Millcreek Call Type (1401 Total)

- Fire (62)
- FireAlarm (124)
- HazMat (8)
- Medical (1091)
- Other (30)
- Rescue (8)
- Service (25)
- Traffic (53)

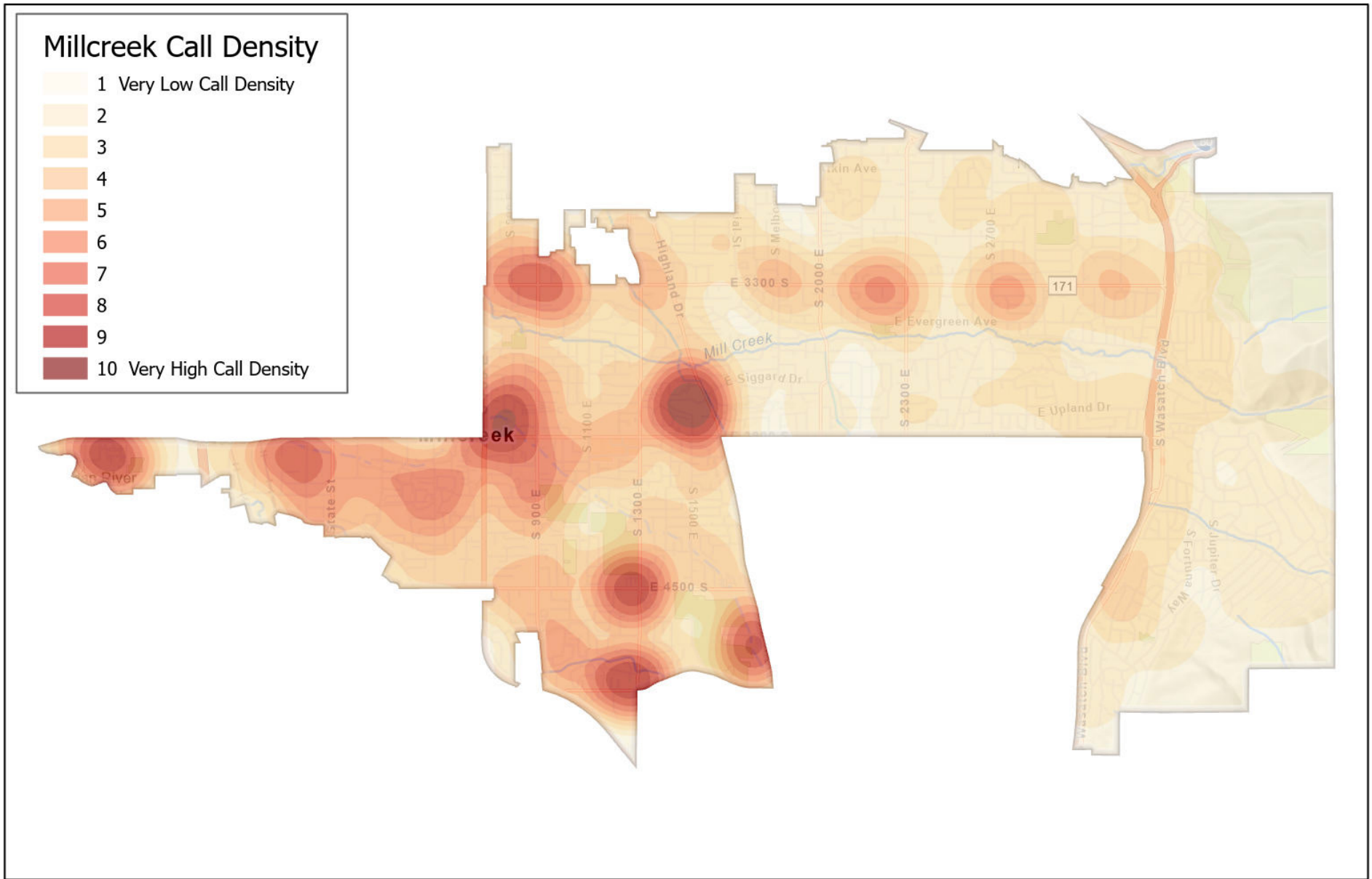


Millcreek City




10/6/2022

UFA CALL DENSITY July 1 to September 30 2022



Millcreek City



10/7/2022