



Unified Fire Quarterly Report

MILLCREEK CITY

Quarter 2
Apr. 1, 2022 - Jun. 30, 2022

Call Volume

TOTAL INCIDENTS

1,495

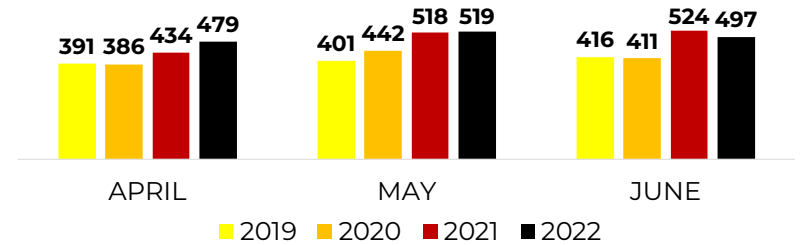
EMERGENT

508

% EMERGENT

34%

Four Year Monthly Comparison



Call Type

TOP FIRE DISPATCHES

- Structure Fire **(12)**
- Outside Rubbish Fire **(9)**
- Natural Vegetation Fire **(7)**
- Fire, Other **(1)**
- Mobile Property (vehicle) Fire **(1)**

TOP EMS DISPATCHES

- Sick Person **(209)**
- Falls **(164)**
- Traffic/Transportation Incidents **(63)**
- Breathing Problem **(44)**
- Unconscious **(43)**

TOP OTHER DISPATCHES

- Public Service Assistance **(45)**
- Unintentional System/Detector **(31)**
- System/Detector Malfunction **(19)**
- Electrical Wiring/Equipment Problem **(16)**
- False Alarm & False Call, Other **(15)**

Incoming Unit

TOP ENGINE/TRUCK RESPONSES

Station	Units	%
101 - Millcreek	657	47.23%
106 - E. Millcreek	348	25.02%
104 - Holladay	207	14.88%
Others	179	12.87%
Total	1,391	100%

TOP AMBULANCE RESPONSES

Station	Units	%
101 - Millcreek	574	50.09%
106 - E. Millcreek	399	34.82%
104 - Holladay	142	12.39%
Others	31	2.7%
Total	1,146	100%

*Most incidents require multiple unit responses (top three shown)

Emergent Total Time

50TH PERCENTILE

04:55

90TH PERCENTILE

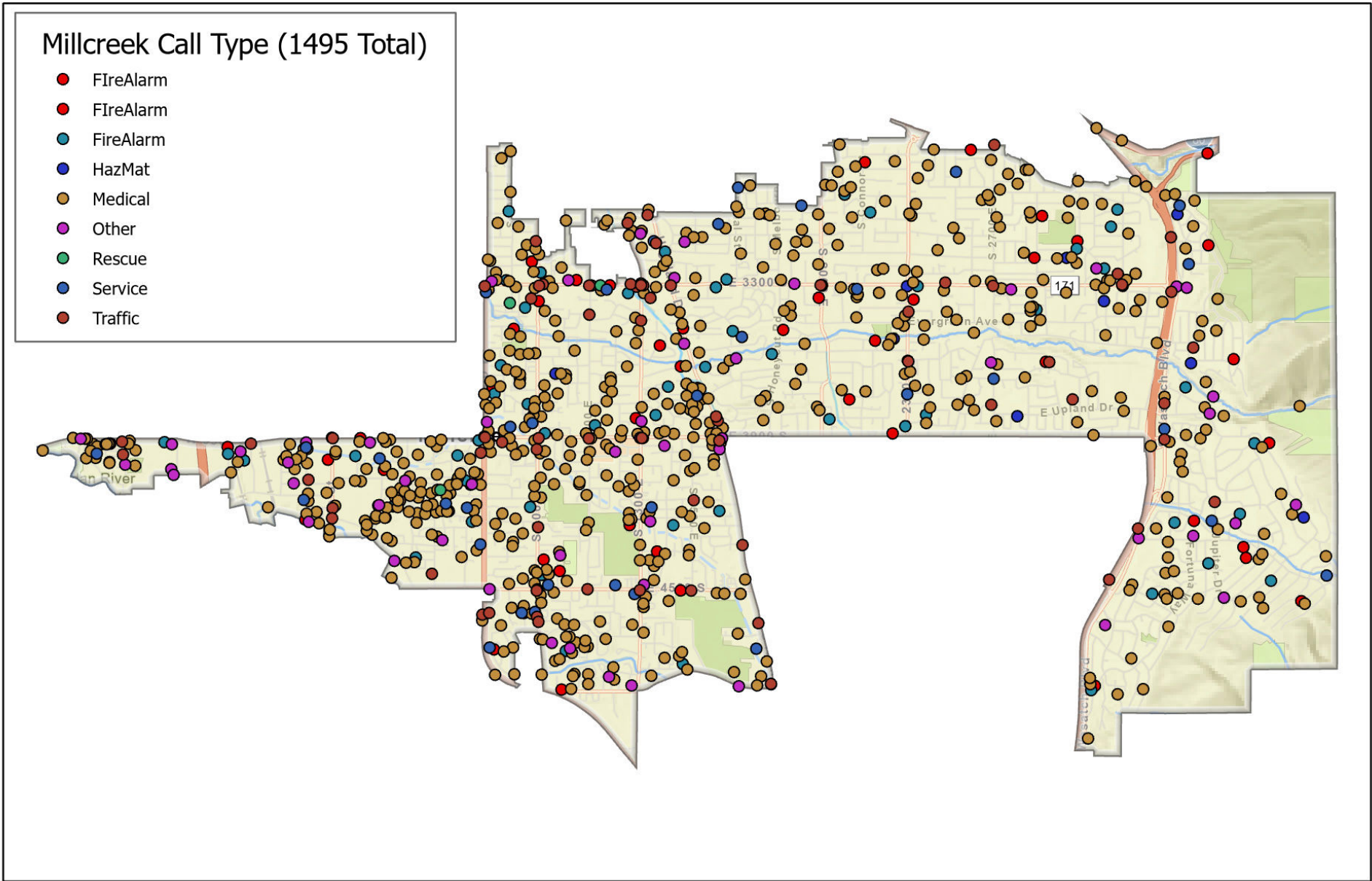
07:54

*Dispatch to Arrival (does not include call processing time)

Millcreek City Liaison
Battalion Chief Duane Woolsey
(801) 824-3688
dwoolsey@unifiedfire.org



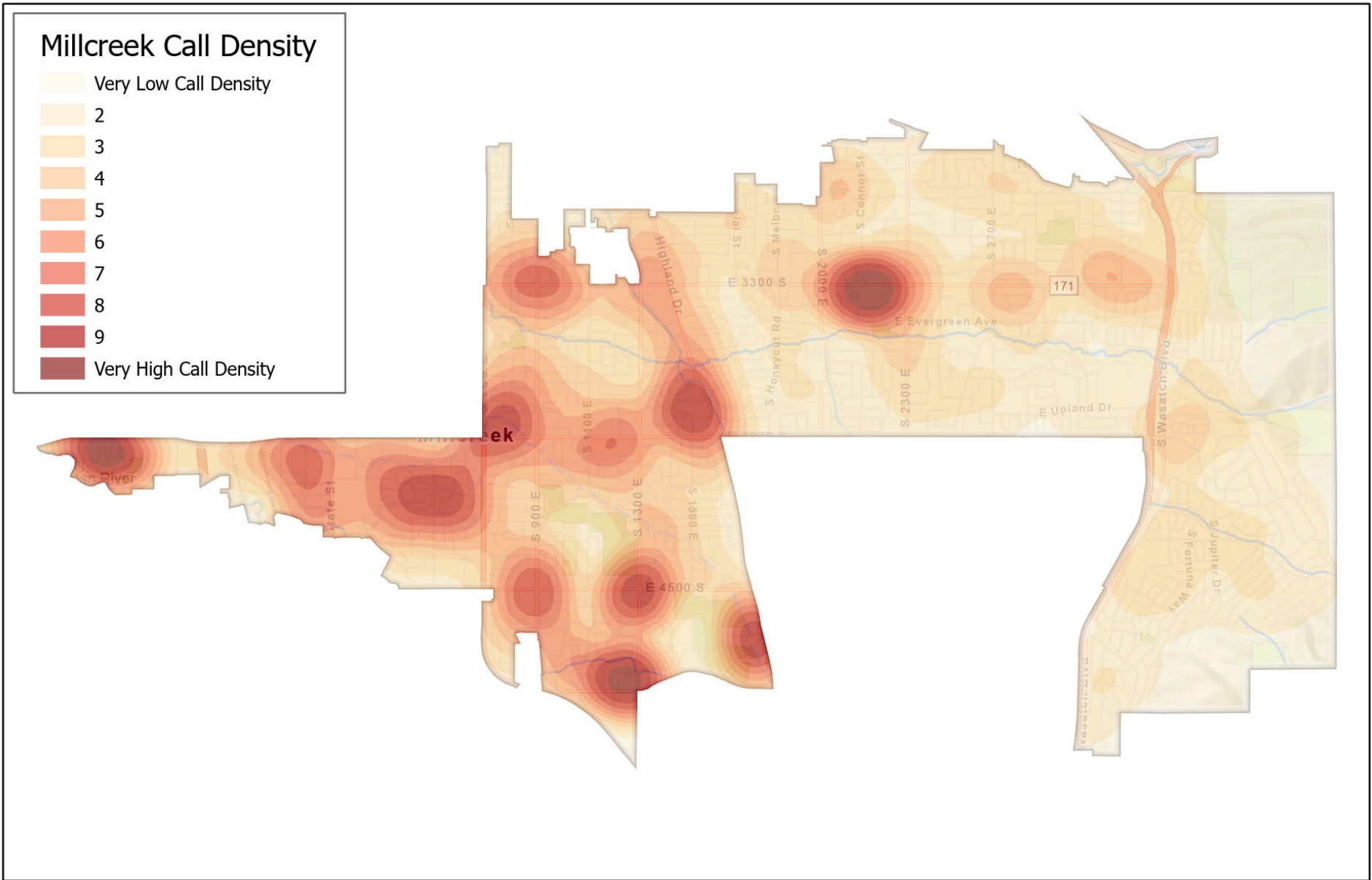
UFA CALL TYPE April 1 to June 30 2022



Millcreek City



UFA CALL DENSITY April 1 to June 30 2022



Millcreek City

