



# Unified Fire Quarterly Report

## MILLCREEK CITY

Quarter 1  
Jan. 1, 2022 - Mar. 31, 2022

### Call Volume

TOTAL INCIDENTS

**1,309**

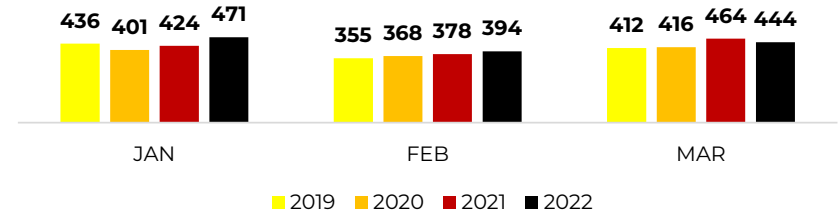
EMERGENT

**501**

% EMERGENT

**38%**

### Four Year Monthly Comparison



### Call Type

TOP **FIRE** DISPATCHES

- Structure Fire **(17)**
- Outside Rubbish Fire **(6)**
- Fire, Other **(2)**
- Special Outside Fire **(1)**
- Mobile Property (vehicle) Fire **(1)**

TOP **EMS** DISPATCHES

- Sick Person **(179)**
- Falls **(143)**
- Breathing Problem **(75)**
- Traffic/Transportation Incidents **(48)**
- Unconscious **(46)**

TOP **OTHER** DISPATCHES

- Public Service Assistance **(75)**
- Unintentional System/Detector **(31)**
- System/Detector Malfunction **(30)**
- False Alarm & False Call, Other **(14)**
- Electrical Wiring/Equipment Problem **(12)**

### Incoming Unit

TOP ENGINE/TRUCK RESPONSES

Station	Units	%
101 - Millcreek	805	48.03%
106 - E. Millcreek	419	25%
104 - Holladay	219	13.07%
Others	233	13.91%
<b>Total</b>	<b>1,676</b>	<b>100%</b>

TOP AMBULANCE RESPONSES

Station	Units	%
101 - Millcreek	693	52.78%
106 - E. Millcreek	451	34.35%
104 - Holladay	130	9.9%
Others	39	2.97%
<b>Total</b>	<b>1,313</b>	<b>100%</b>

\*Most incidents require multiple unit responses (top three shown)

### Emergent Total Time

50TH PERCENTILE

**04:48**

90TH PERCENTILE

**07:27**

\*Dispatch to Arrival (does not include call processing time)

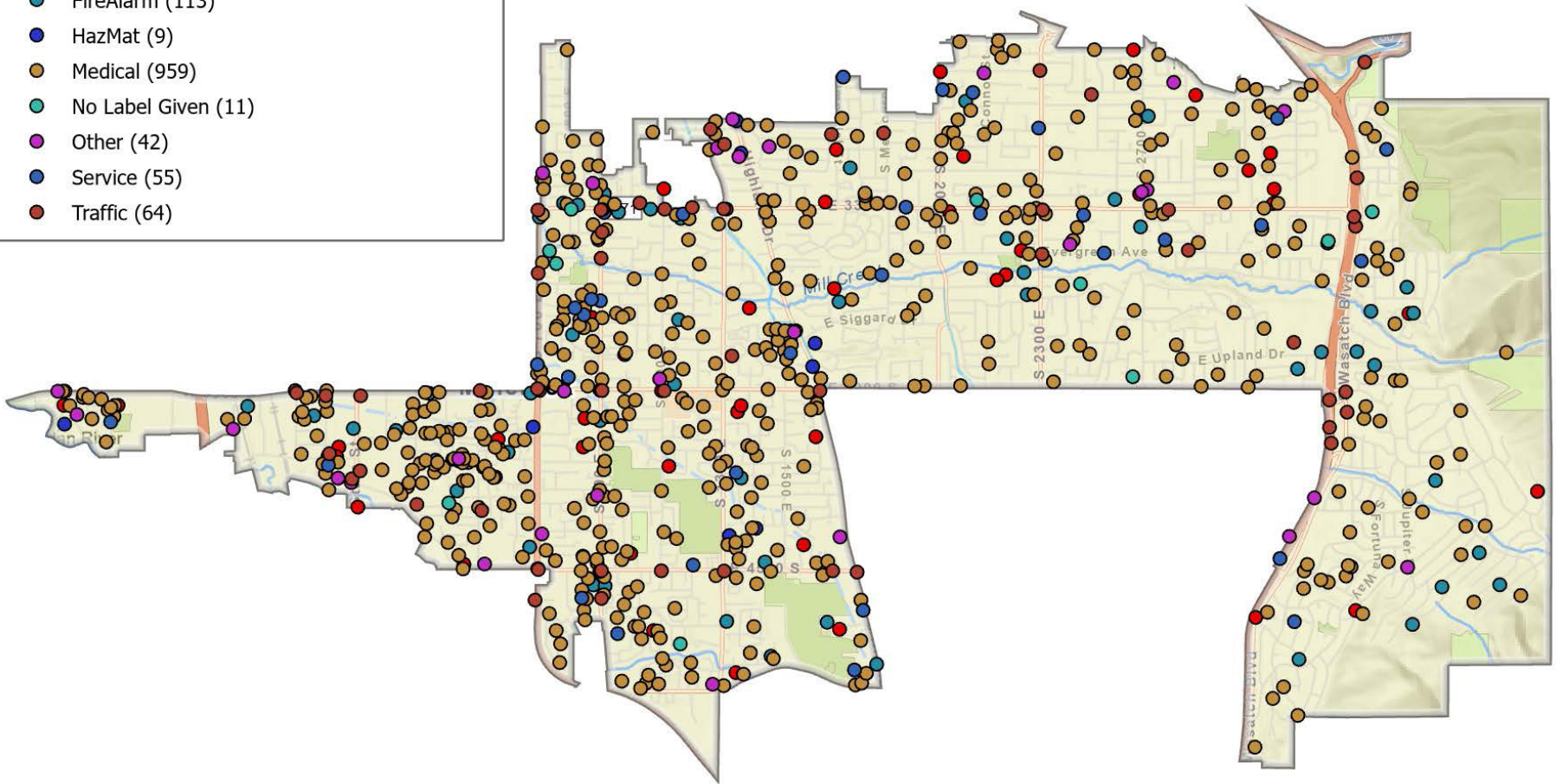
**Millcreek City Liaison**  
Battalion Chief Duane Woolsey  
(801) 824-3688  
dwoolsey@unifiedfire.org



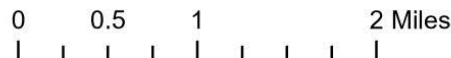
# UFA CALL TYPE January 1 to March 31 2022

## Millcreek Call Type (1309 Total)

- Fire (56)
- FireAlarm (113)
- HazMat (9)
- Medical (959)
- No Label Given (11)
- Other (42)
- Service (55)
- Traffic (64)



## Millcreek City



4/4/2022



