



Unified Fire Quarterly Report

MAGNA METRO TOWNSHIP

Quarter 2
Apr. 1, 2022 - Jun. 30, 2022

Call Volume

TOTAL INCIDENTS

559

EMERGENT

219

% EMERGENT

39%

Call Type

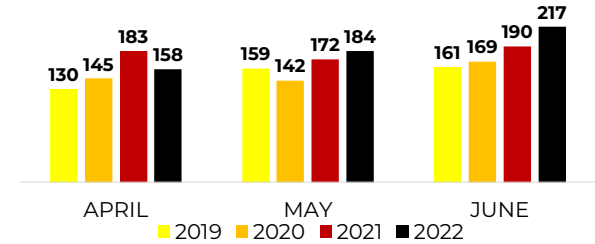
TOP **FIRE** DISPATCHES

- Structure Fire **(9)**
- Outside Rubbish Fire **(6)**
- Natural vegetation Fire **(2)**
- Special Outside Fire **(1)**
- Mobile Property (vehicle) Fire **(1)**

TOP **EMS** DISPATCHES

- Sick Person **(50)**
- Falls **(41)**
- Seizure **(27)**
- Traffic/Transportation Incidents **(25)**
- Breathing Problem **(24)**

Four Year Monthly Comparison



TOP **OTHER** DISPATCHES

- Unintentional System/Detector **(18)**
- Public Service Assistance **(13)**
- Electrical Wiring/Equipment Problem **(13)**
- False Alarm & False Call, Other **(7)**
- System or detector malfunction **(5)**

Incoming Unit

TOP ENGINE/TRUCK RESPONSES

Station	Units	%
111 - Magna	289	50.35%
102 - Magna	276	48.08%
117 - Taylorsville	3	0.52%
Others	6	1.05%
Total	574	100%

TOP AMBULANCE RESPONSES

Station	Units	%
111 - Magna	374	89.05%
109 - Kearns	29	6.9%
117 - Taylorsville	11	2.62%
Others	6	1.43%
Total	420	100%

Emergent Total Time

50TH PERCENTILE

05:19

90TH PERCENTILE

08:36

**Dispatch to Arrival (does not include call processing time)*

Magna Metro Township Liaison

Battalion Chief Steve Prokopis

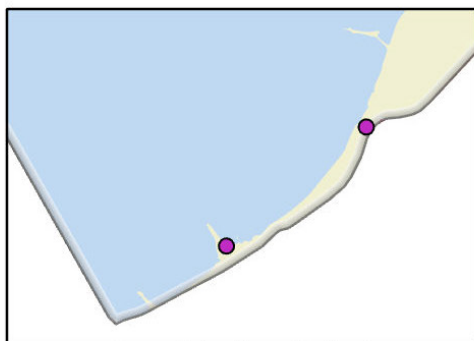
(801) 550-4338

sprokopis@unifiedfire.org

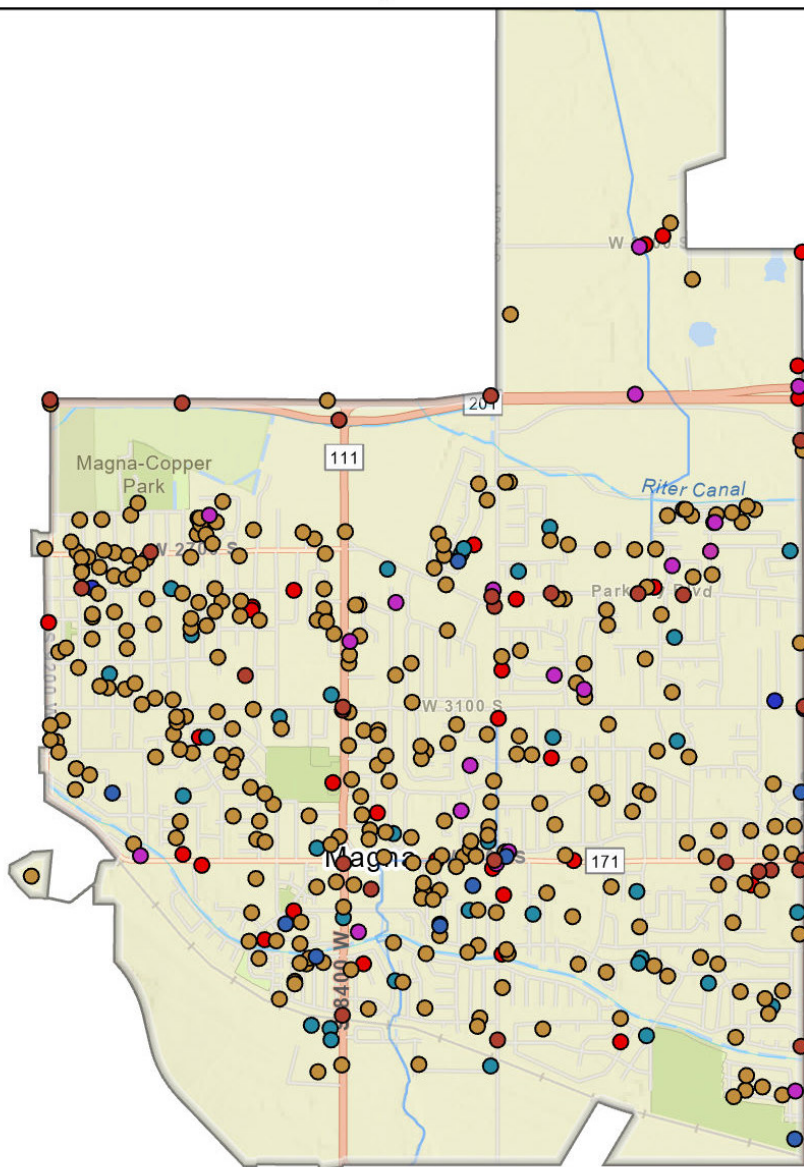


**Most incidents require multiple unit responses (top three shown)*

UFA CALL TYPE April 1 to June 30 2022



Magna Metro Township Inset
Lake Point Vicinity




Magna Call Type (558 Total)

- Fire (33)
- FireAlarm (42)
- HazMat (3)
- Medical (409)
- Other (24)
- Rescue (1)
- Service (13)
- Traffic (31)



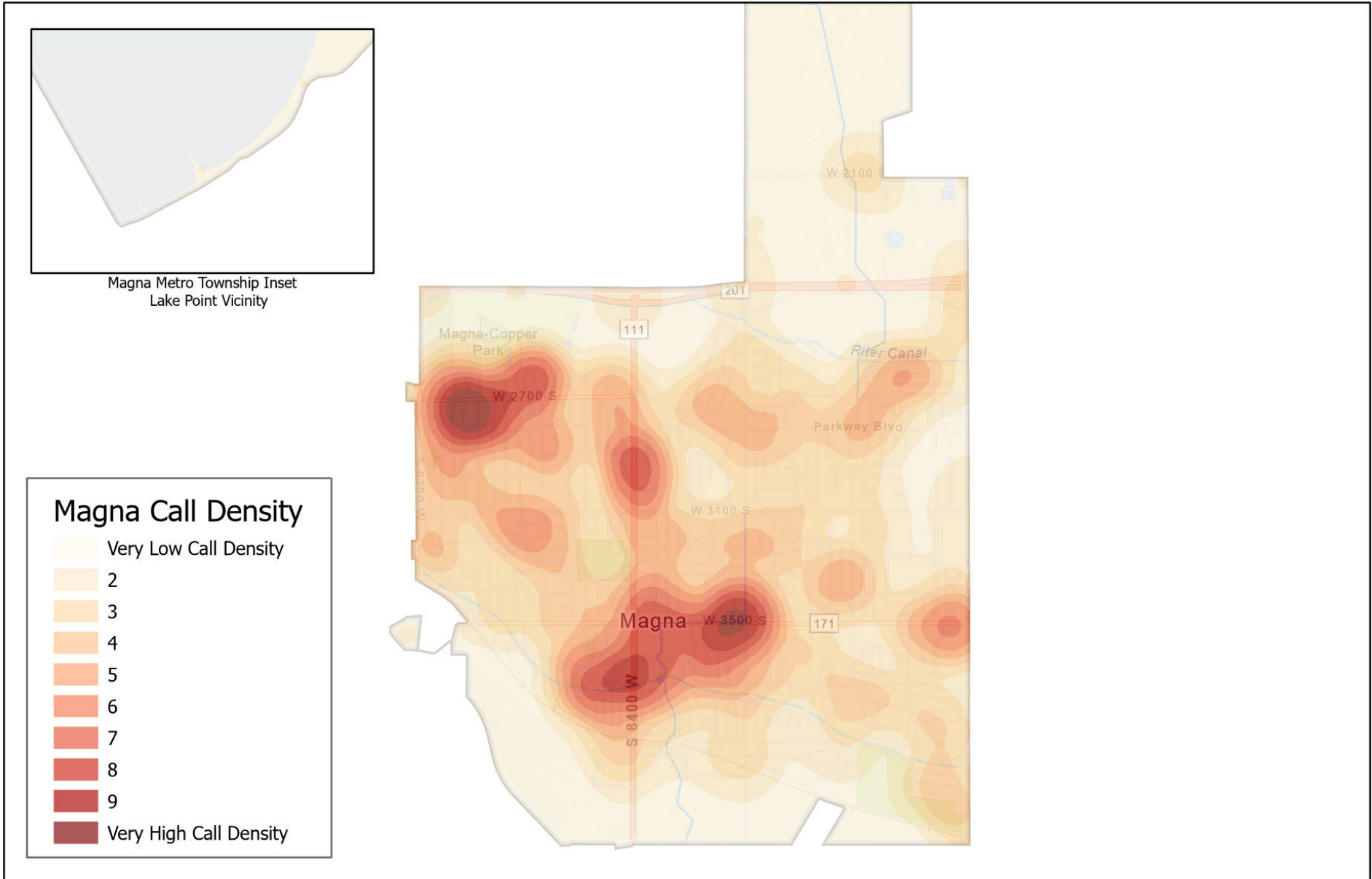
Magna Metro Township




7/5/2022



UFA CALL DENSITY April 1 to June 30 2022



Magna Metro Township



7/6/2022

