



Unified Fire Quarterly Report

CITY OF HOLLADAY

Quarter 2
Apr. 1, 2022 - Jun. 30, 2022

Call Volume

TOTAL INCIDENTS

569

EMERGENT

180

% EMERGENT

32%

Call Type

TOP **FIRE** DISPATCHES

- Structure Fire **(6)**
- Outside Rubbish Fire **(6)**
- Natural vegetation Fire **(4)**
- Fire, Other **(1)**

TOP **EMS** DISPATCHES

- Sick Person **(76)**
- Falls **(56)**
- Traffic/Transportation Incidents **(21)**
- Unconscious **(19)**
- Full Arrest **(15)**

TOP **OTHER** DISPATCHES

- Unintentional System/Detector **(24)**
- False Alarm & False Call, Other **(21)**
- Public Service Assistance **(14)**
- Combustible/flammable spills & leaks **(9)**
- System/Detector Malfunction **(7)**

Incoming Unit

TOP ENGINE/TRUCK RESPONSES

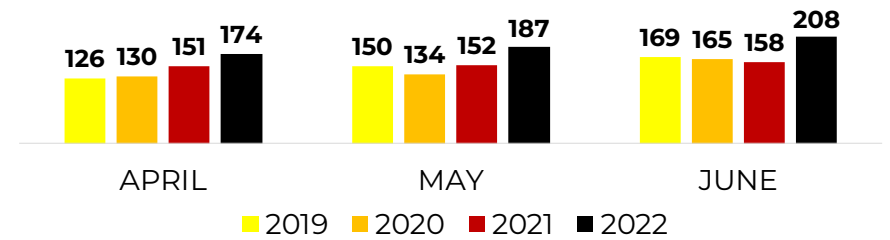
| Station | Units | % |
|------------------|------------|-------------|
| 104 - Holladay | 366 | 63.21% |
| 110 - C. Heights | 82 | 14.16% |
| 112 - Olympus | 79 | 13.64% |
| Others | 52 | 8.98% |
| Total | 579 | 100% |

TOP AMBULANCE RESPONSES

| Station | Units | % |
|--------------------|------------|-------------|
| 104 - Holladay | 181 | 41.9% |
| 110 - C. Heights | 112 | 25.93% |
| 106 - E. Millcreek | 73 | 16.9% |
| Others | 66 | 15.28% |
| Total | 432 | 100% |

*Most incidents require multiple unit responses (top three shown)

Four Year Monthly Comparison



Emergent Total Time

50TH PERCENTILE

05:26

90TH PERCENTILE

07:31

*Dispatch to Arrival (does not include call processing time)

City of Holladay Liaison

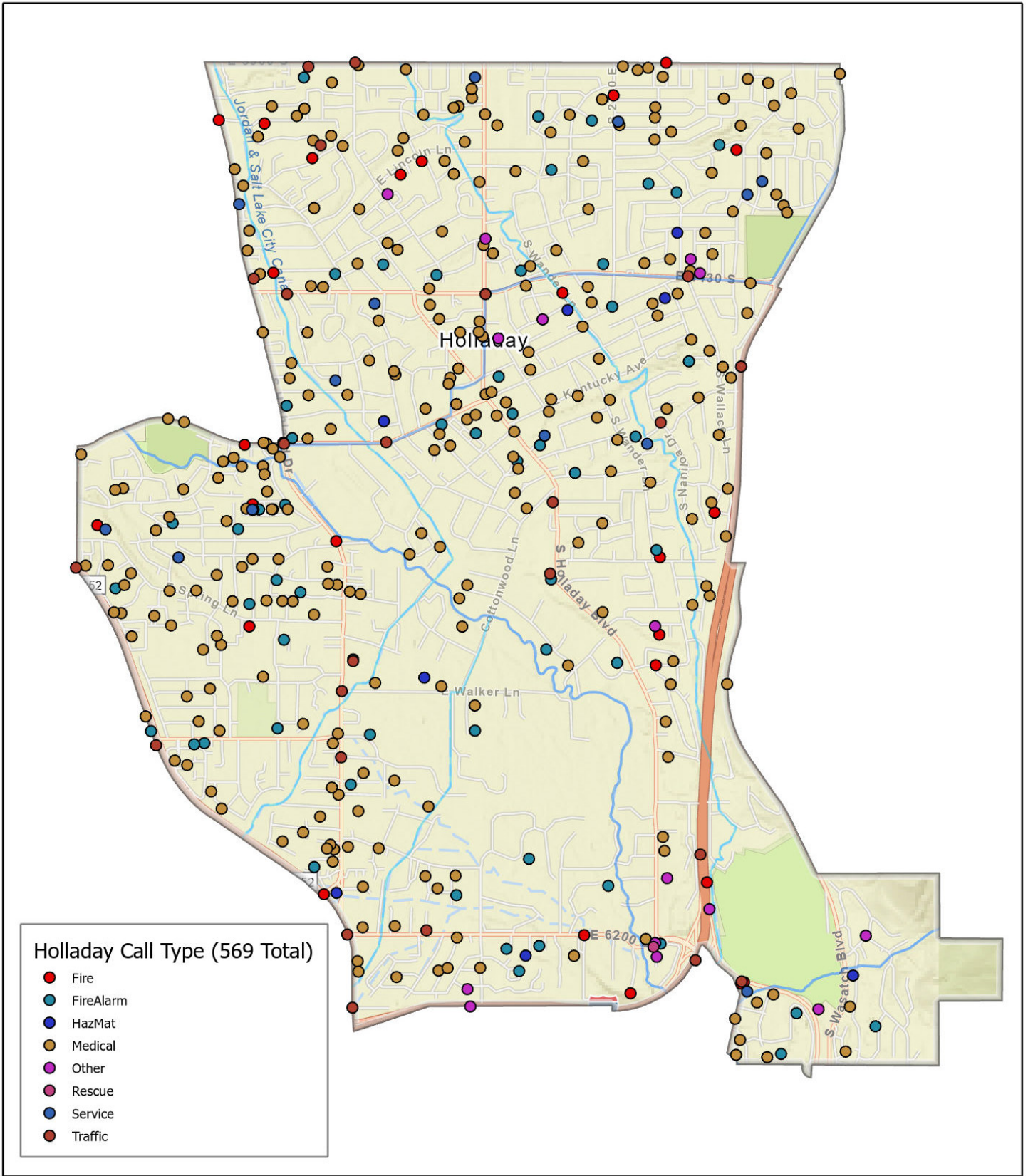
Captain Dan Brown

(801) 403-0787


dbrown@unifiedfire.org



UFA CALL TYPE April 1 to June 30 2022



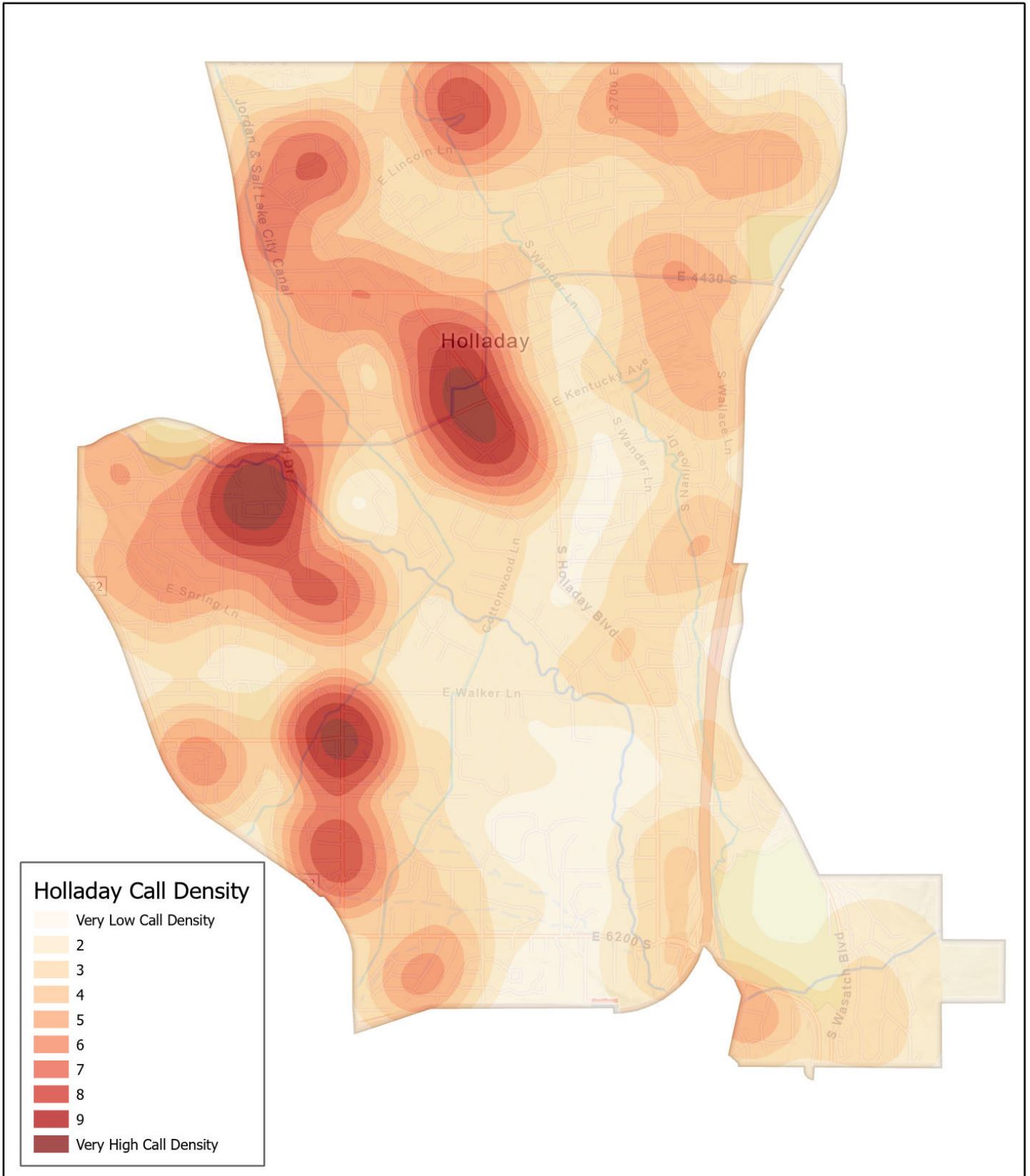
Holladay City




7/7/2022



UFA CALL DENSITY April 1 to June 30 2022



Holladay City



7/6/2022

