



# Unified Fire Quarterly Report

## CITY OF HOLLADAY

Quarter 1  
Jan. 1, 2022 - Mar. 31, 2022

### Call Volume

TOTAL INCIDENTS

**515**

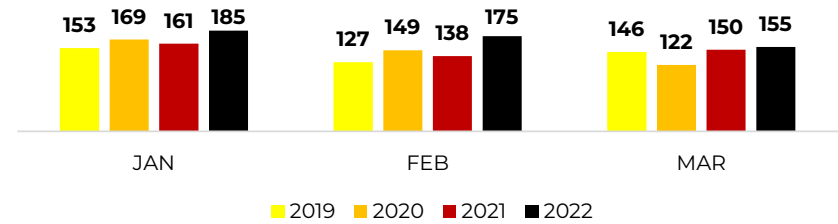
EMERGENT

**194**

% EMERGENT

**38%**

### Four Year Monthly Comparison



### Call Type

TOP **FIRE** DISPATCHES

- Structure Fire **(3)**
- Special Outside Fire **(2)**
- Outside Rubbish Fire **(1)**
- Fire, Other **(1)**

TOP **EMS** DISPATCHES

- Sick Person **(72)**
- Falls **(67)**
- Breathing Problem **(28)**
- Traffic/Transportation Incidents **(21)**
- Seizure **(20)**

TOP **OTHER** DISPATCHES

- Unintentional System/Detector **(18)**
- Public Service Assistance **(12)**
- System/Detector Malfunction **(6)**
- Electrical Wiring/Equipment Problem **(6)**
- False Alarm & False Call, Other **(4)**

### Incoming Unit

TOP ENGINE/TRUCK RESPONSES

Station	Units	%
104 - Holladay	441	67.12%
110 - C. Heights	87	13.24%
112 - Olympus	82	12.48%
Others	47	7.15%
<b>Total</b>	<b>657</b>	<b>100%</b>

TOP AMBULANCE RESPONSES

Station	Units	%
104 - Holladay	203	35.99%
110 - C. Heights	142	25.18%
106 - E. Millcreek	112	19.86%
Others	107	18.97%
<b>Total</b>	<b>564</b>	<b>100%</b>

### Emergent Total Time

50TH PERCENTILE

**05:25**

90TH PERCENTILE

**07:58**

*\*Dispatch to Arrival (does not include call processing time)*

City of Holladay Liaison

Captain Dan Brown

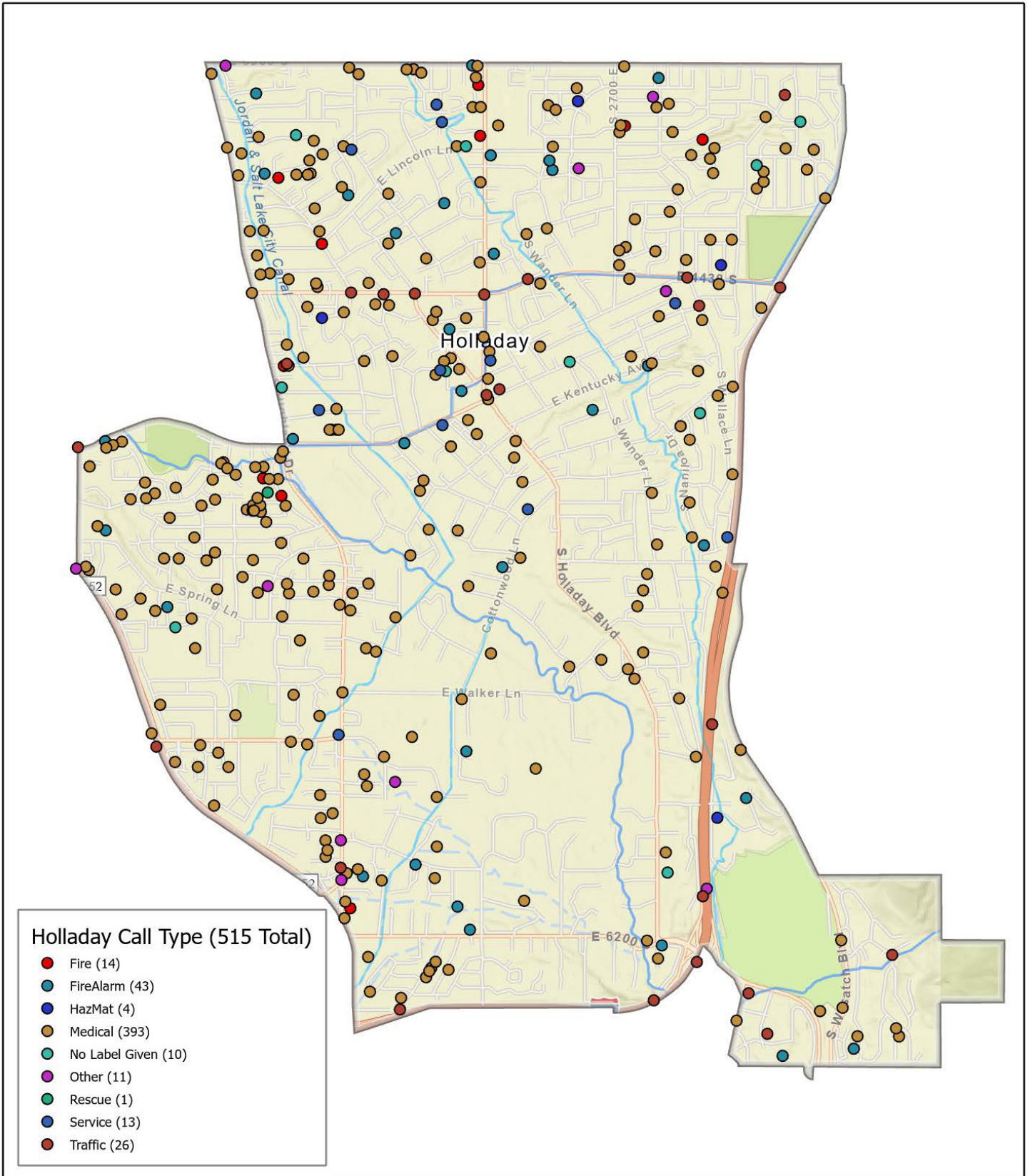
(801) 403-0787

dbrown@unifiedfire.org




*\*Most incidents require multiple unit responses (top three shown)*

# UFA CALL TYPE January 1 to March 31 2022



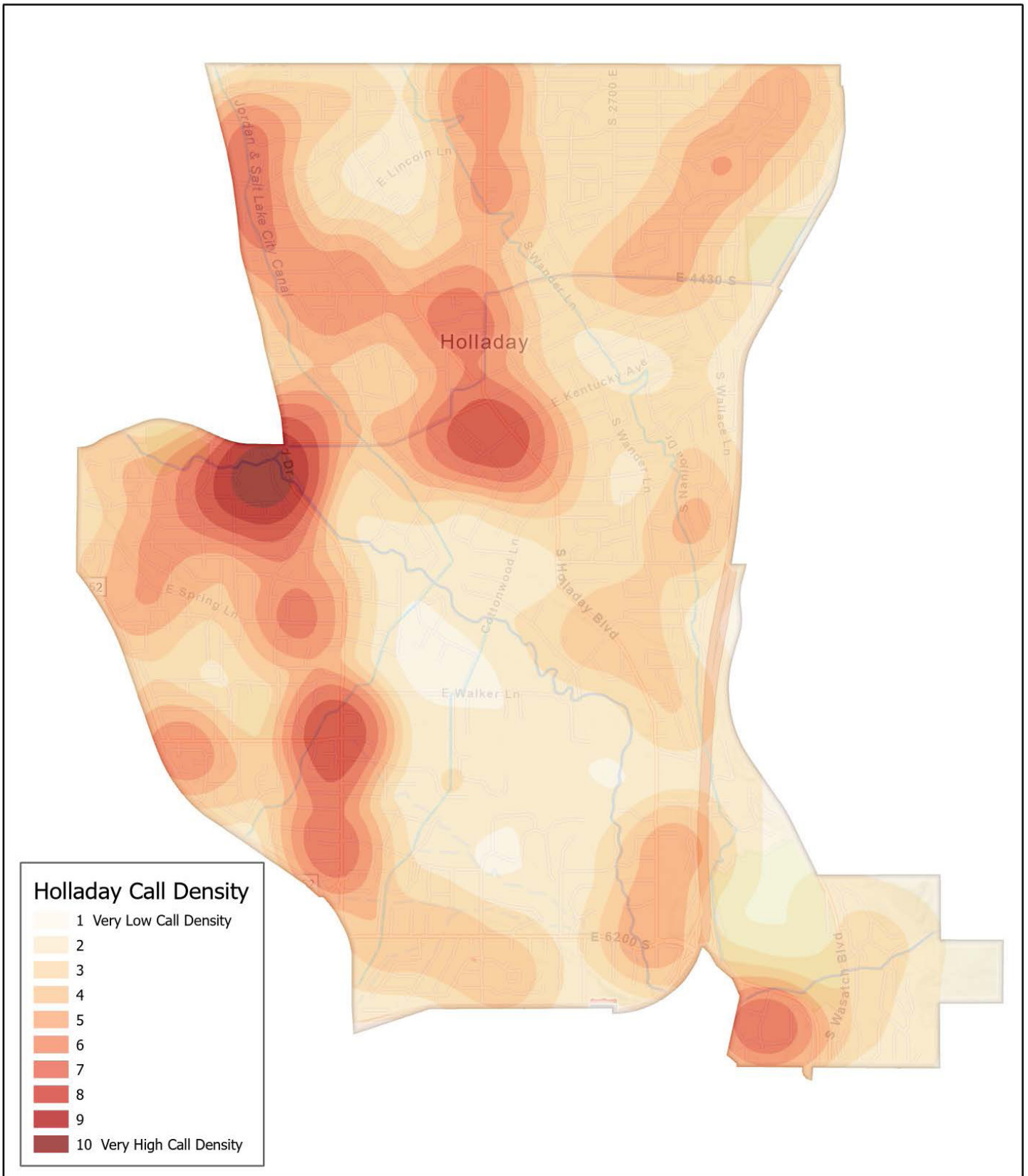
## Holladay City




4/4/2022



# UFA CALL DENSITY January 1 to March 31 2022



## Holladay City



4/6/2022

