



Unified Fire Quarterly Report

HERRIMAN CITY

Quarter 3
Jul. 1, 2022 - Sep. 30, 2022

Call Volume

TOTAL INCIDENTS

506

EMERGENT

200

% EMERGENT

40%

Call Type

TOP **FIRE** DISPATCHES

- Structure Fire **(10)**
- Natural Vegetation Fire **(4)**
- Outside Rubbish Fire **(3)**
- Mobile Property (vehicle) Fire **(1)**
- Fire, other **(1)**

TOP **EMS** DISPATCHES

- Responder Request **(43)**
- Sick Person **(41)**
- Falls **(38)**
- Unconscious **(24)**
- Traffic/Transportation Incidents **(18)**

TOP **OTHER** DISPATCHES

- N/A **(23)**
- False Alarm & False Call, Other **(18)**
- Unintentional System/Detector **(18)**
- System/Detector Malfunction **(9)**
- Combustible/Flammable Spills & Leaks **(7)**

Incoming Unit

TOP ENGINE/TRUCK RESPONSES

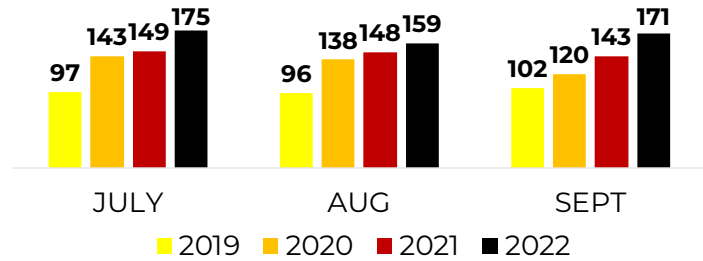
Station	Units	%
103 - Herriman	243	48.89%
123 - Rosecrest	188	37.63%
121 - Riverton	60	12.07%
Others	7	1.4%
Total	498	100%

TOP AMBULANCE RESPONSES

Station	Units	%
121 - Riverton	188	84.68%
120 - Riverton	34	15.32%
Total	222	100%

*Most incidents require multiple unit responses (top three shown)

Four Year Monthly Comparison



Emergent Total Time

50TH PERCENTILE

06:00

90TH PERCENTILE

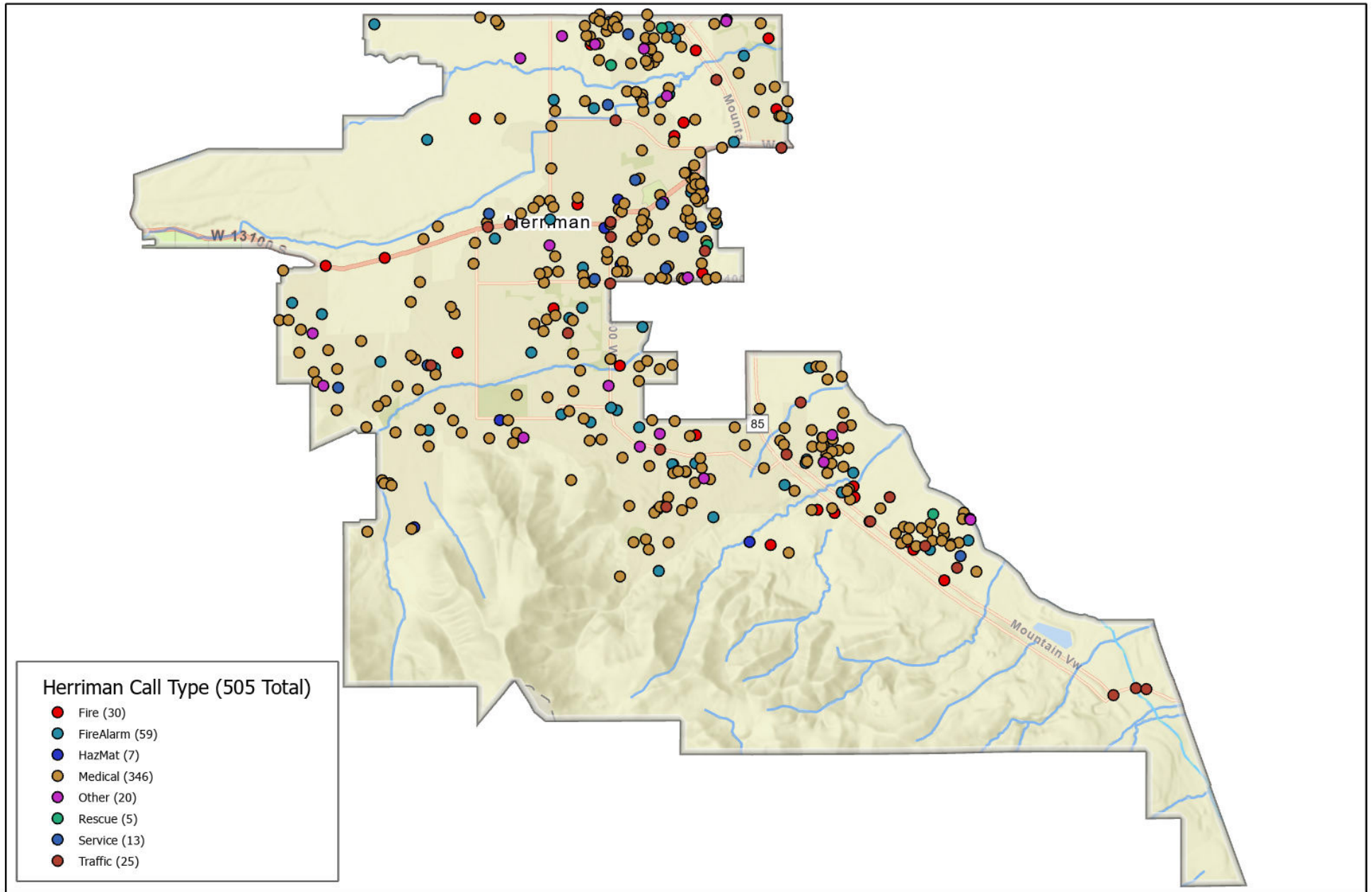
08:56

*Dispatch to Arrival (does not include call processing time)


Herriman City Liaison
Division Chief Anthony Widdison
(801) 631-9824
awiddison@unifiedfire.org



UFA CALL TYPE July 1 to September 30 2022



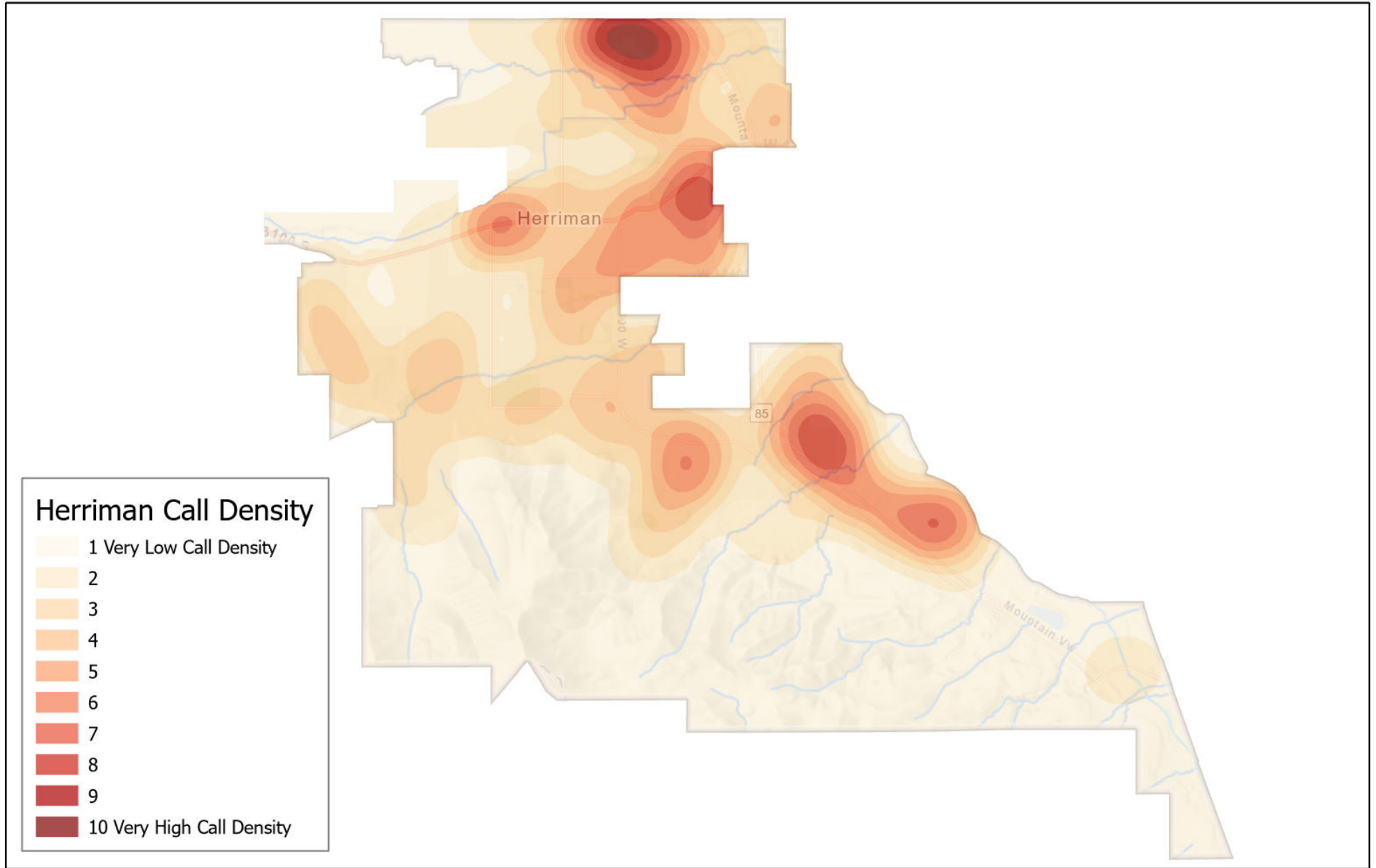
Herriman City




10/6/2022



UFA CALL DENSITY July 1 to September 30 2022



Herriman City



10/6/2022

