



Unified Fire Quarterly Report

EAGLE MOUNTAIN

Quarter 3
July 1, 2021 - Sept. 30, 2021

Call Volume

TOTAL INCIDENTS

423

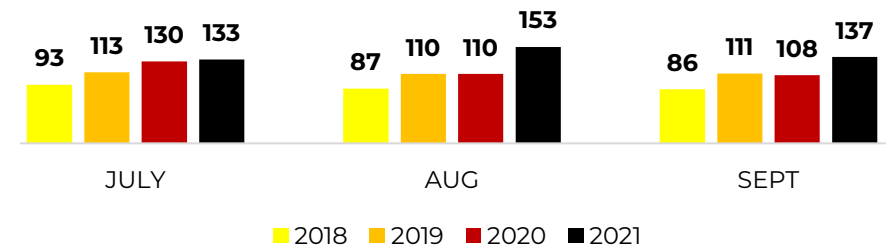
EMERGENT

215

% EMERGENT

51%

Four Year Monthly Comparison



Call Type

TOP **FIRE** DISPATCHES

- Mobile Property (vehicle) Fire **(5)**
- Fire, Other **(3)**
- Natural Vegetation Fire **(2)**
- Structure Fire **(1)**
- Special Outside Fire **(1)**

TOP **EMS** DISPATCHES

- Medical **(45)**
- Breathing Problem **(31)**
- Sick Person **(30)**
- Traffic/Transportation Incidents **(28)**
- Falls **(21)**

TOP **OTHER** DISPATCHES

- Unintentional System/Detector **(9)**
- System/Detector Malfunction **(9)**
- Combustible/Flammable Spills & Leaks **(9)**
- Public Service Assistance **(8)**
- Chemical Release/Reaction, Toxic Condition **(3)**

Incoming Unit

TOP ENGINE/TRUCK RESPONSES

Station	Units	%
252 - Ranches	276	58.11%
251 - City Center	199	41.89%
Total	475	100%

TOP AMBULANCE RESPONSES

Station	Units	%
251 - City Center	109	57.07%
252 - Ranches	82	42.93%
Total	191	100%

Emergent Total Time

50TH PERCENTILE

06:38

90TH PERCENTILE

12:15

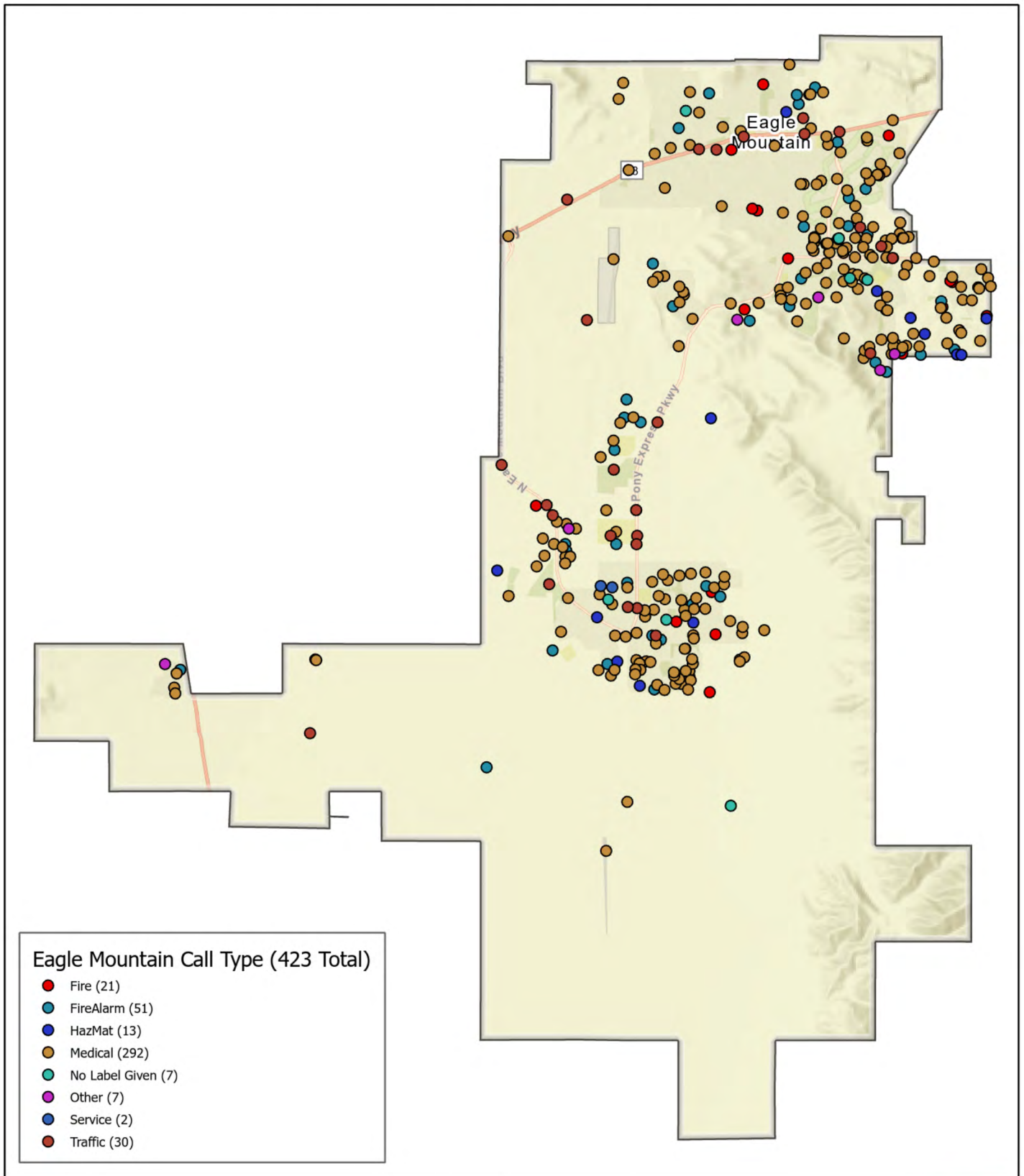
**Dispatch to Arrival (does not include call processing time)*

Eagle Mountain Liaison
Battalion Chief Bret Fossum
(801) 310-6262
efossum@unifiedfire.org

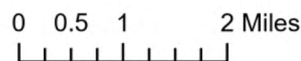


*Most incidents require multiple unit responses

UFA CALL TYPE July 1 to September 30 2021



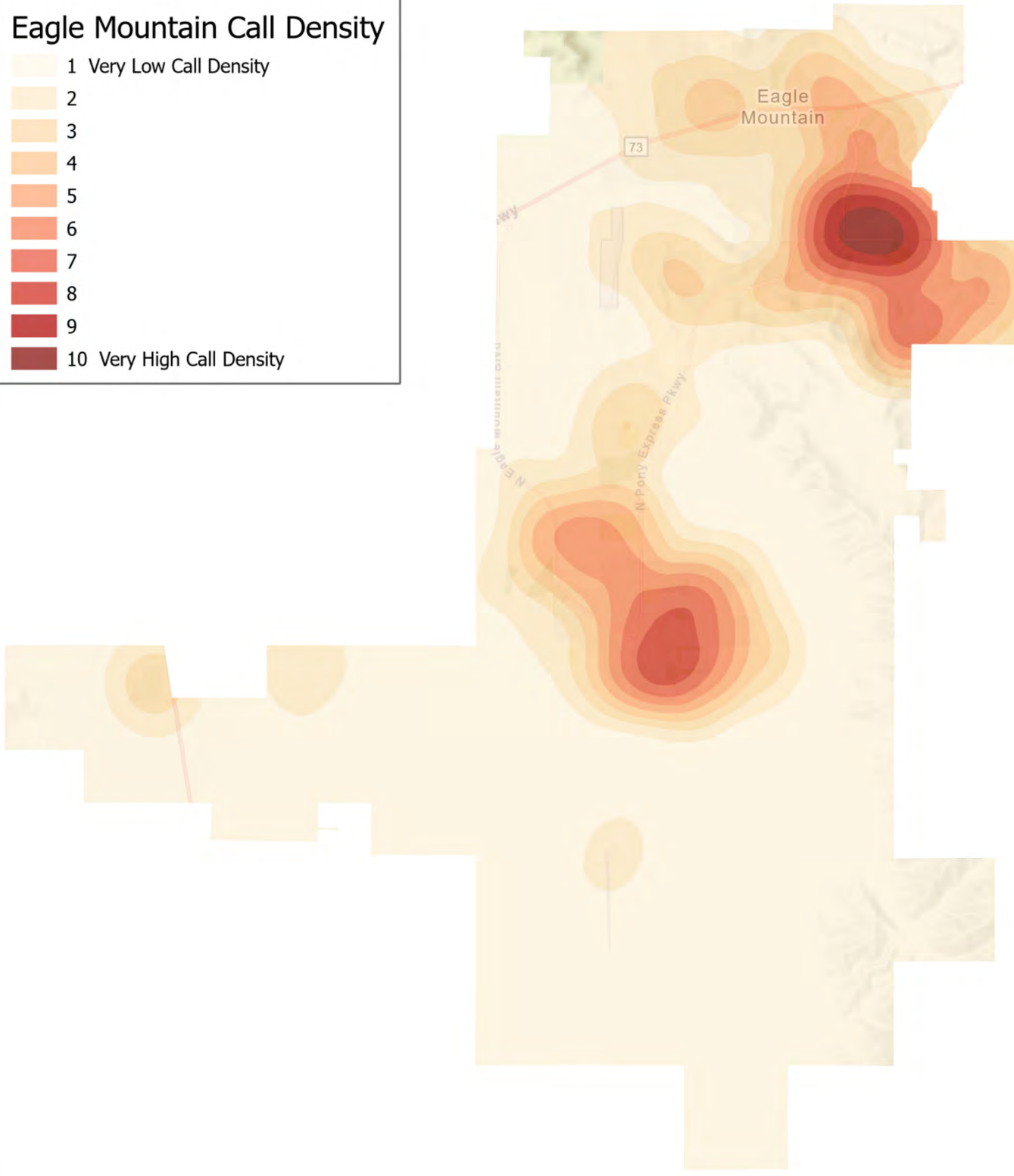
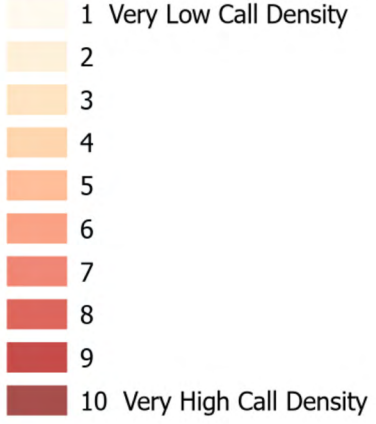
Eagle Mountain



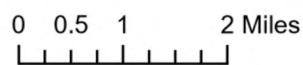
10/5/2021

UFA CALL DENSITY April 1 to June 30 2021

Eagle Mountain Call Density



Eagle Mountain



10/5/2021