



Unified Fire Quarterly Report

COPPERTON TOWNSHIP

Quarter 3
Jul. 1, 2022 - Sep. 30, 2022

Call Volume

TOTAL INCIDENTS

16

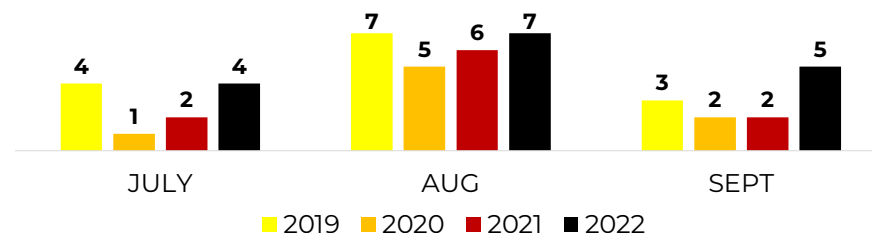
EMERGENT

8

% EMERGENT

50%

Four Year Monthly Comparison



Call Type

TOP **FIRE** DISPATCHES

- N/A

TOP **EMS** DISPATCHES

- Falls **(4)**
- Responder Request **(3)**
- Breathing Problem **(1)**
- Sick Person **(1)**

TOP **OTHER** DISPATCHES

- Weather, Flood, or Natural Disaster **(2)**
- Person in distress **(1)**
- N/A **(1)**
- Other Service Call **(1)**

Incoming Unit

TOP ENGINE/TRUCK RESPONSES

Station	Units	%
115 - Copperton	13	86.67%
103 - Herriman	1	6.67%
125 - Midvale	1	6.67%
Total	15	100%

TOP AMBULANCE RESPONSES

Station	Units	%
121 - Riverton	3	100%
Total	3	100%

Emergent Total Time

50TH PERCENTILE

05:20

90TH PERCENTILE

14:40

**Dispatch to Arrival (does not include call processing time)*

Copperton Township Liaison

Engineer Eddie Walden

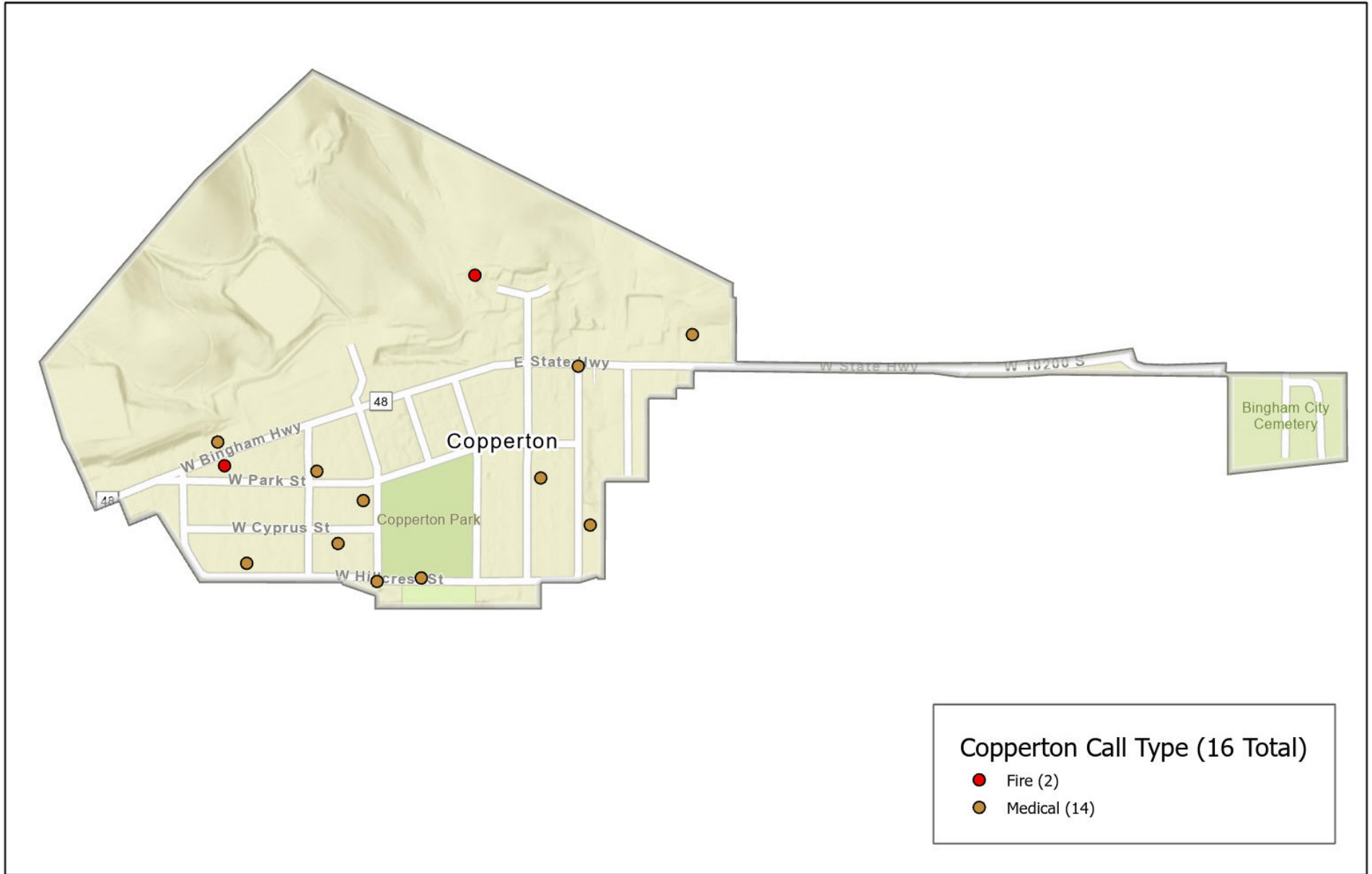
(801) 706-2657

ewalden@unifiedfire.org




**Most incidents require multiple unit responses*

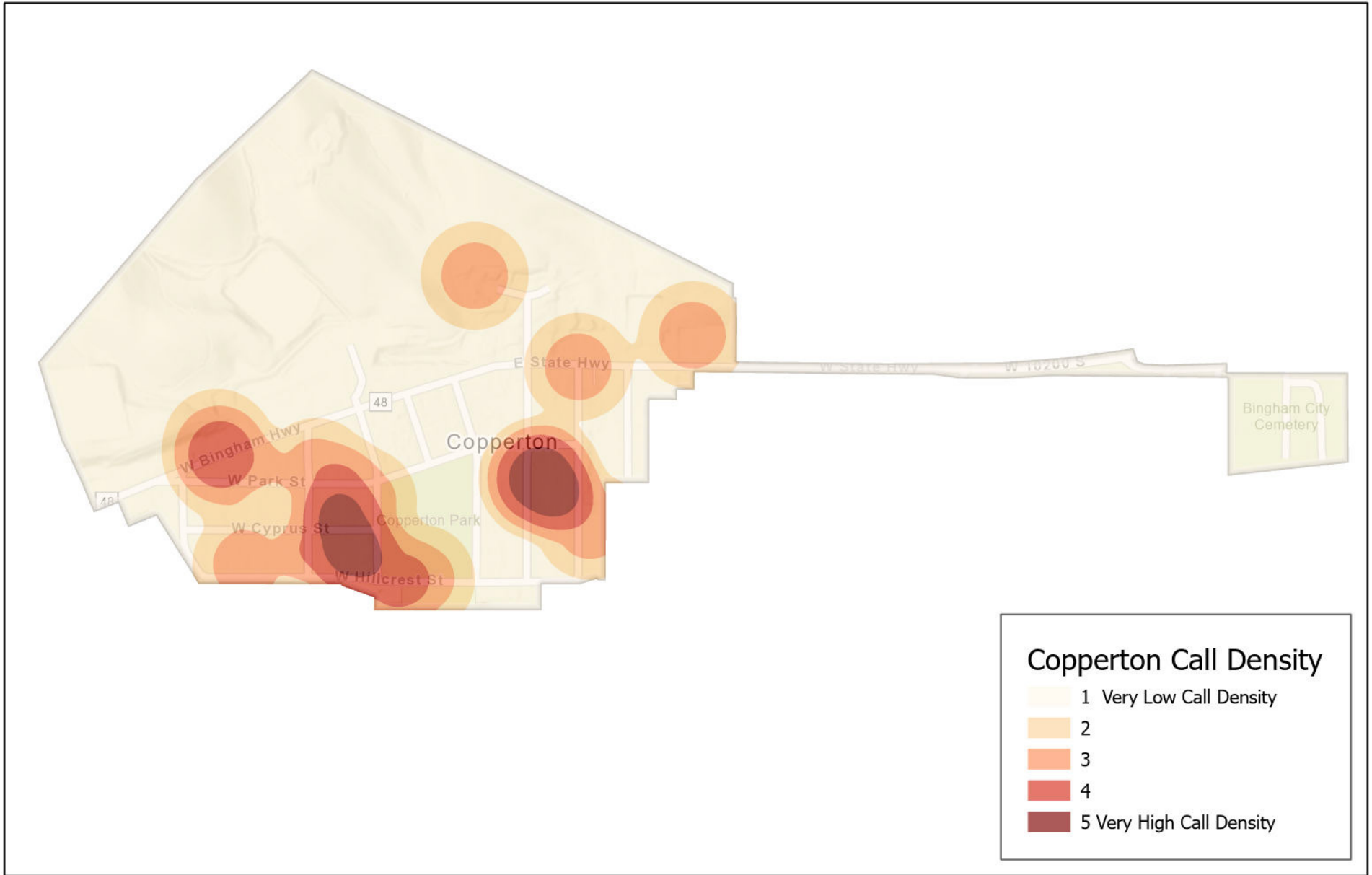
UFA CALL TYPE July 1 to September 30 2022



Copperton Metro-Township



UFA CALL DENSITY July 1 to September 30 2022



Copperton Metro-Township

