



# Unified Fire Quarterly Report

## COPPERTON TOWNSHIP

Quarter 2  
Apr. 1, 2022 - Jun. 30, 2022

### Call Volume

TOTAL INCIDENTS

**9**

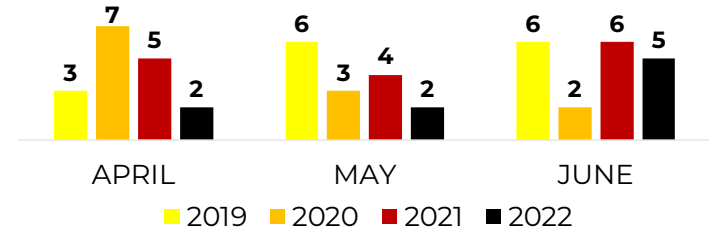
EMERGENT

**6**

% EMERGENT

**67%**

### Four Year Monthly Comparison



### Call Type

TOP **FIRE** DISPATCHES

- Natural vegetation Fire **(1)**

TOP **EMS** DISPATCHES

- Chest Pain **(2)**
- Falls **(1)**
- Seizure **(1)**
- Breathing Problem **(1)**
- Breat **(1)**

TOP **OTHER** DISPATCHES

- Electrical Wiring/Equipment Problem **(1)**

### Incoming Unit

TOP ENGINE/TRUCK RESPONSES

Station	Units	%
115 - Copperton	9	90%
103 - Herriman	1	10
<b>Total</b>	<b>10</b>	<b>100%</b>

TOP AMBULANCE RESPONSES

Station	Units	%
121 - Riverton	1	100%
<b>Total</b>	<b>1</b>	<b>100%</b>

### Emergent Total Time

50TH PERCENTILE

**04:19**

90TH PERCENTILE

**09:07**

*\*Dispatch to Arrival (does not include call processing time)*

**Copperton Township Liaison**

Engineer Eddie Walden

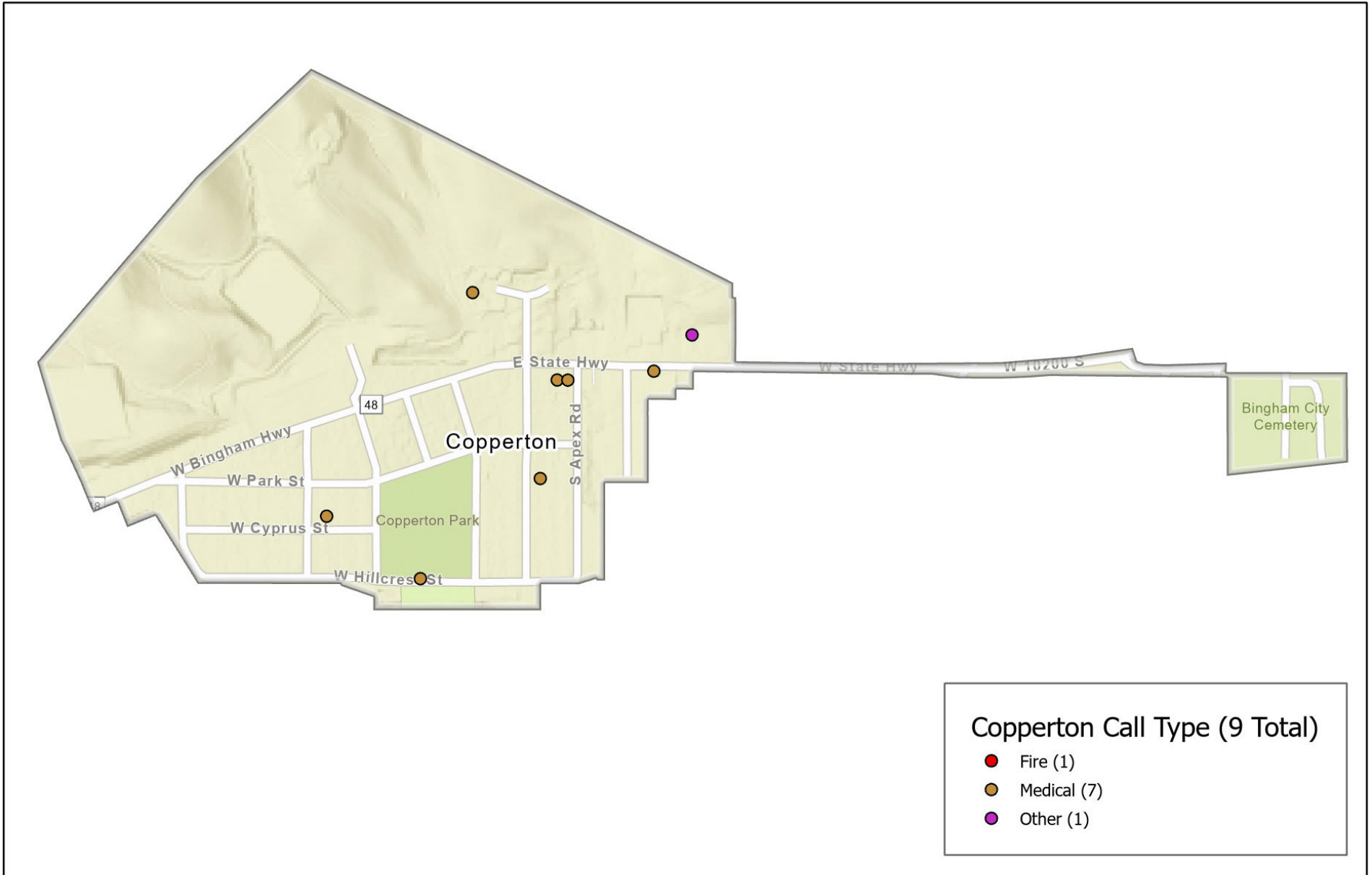
(801) 706-2657

ewalden@unifiedfire.org




*\*Most incidents require multiple unit responses*

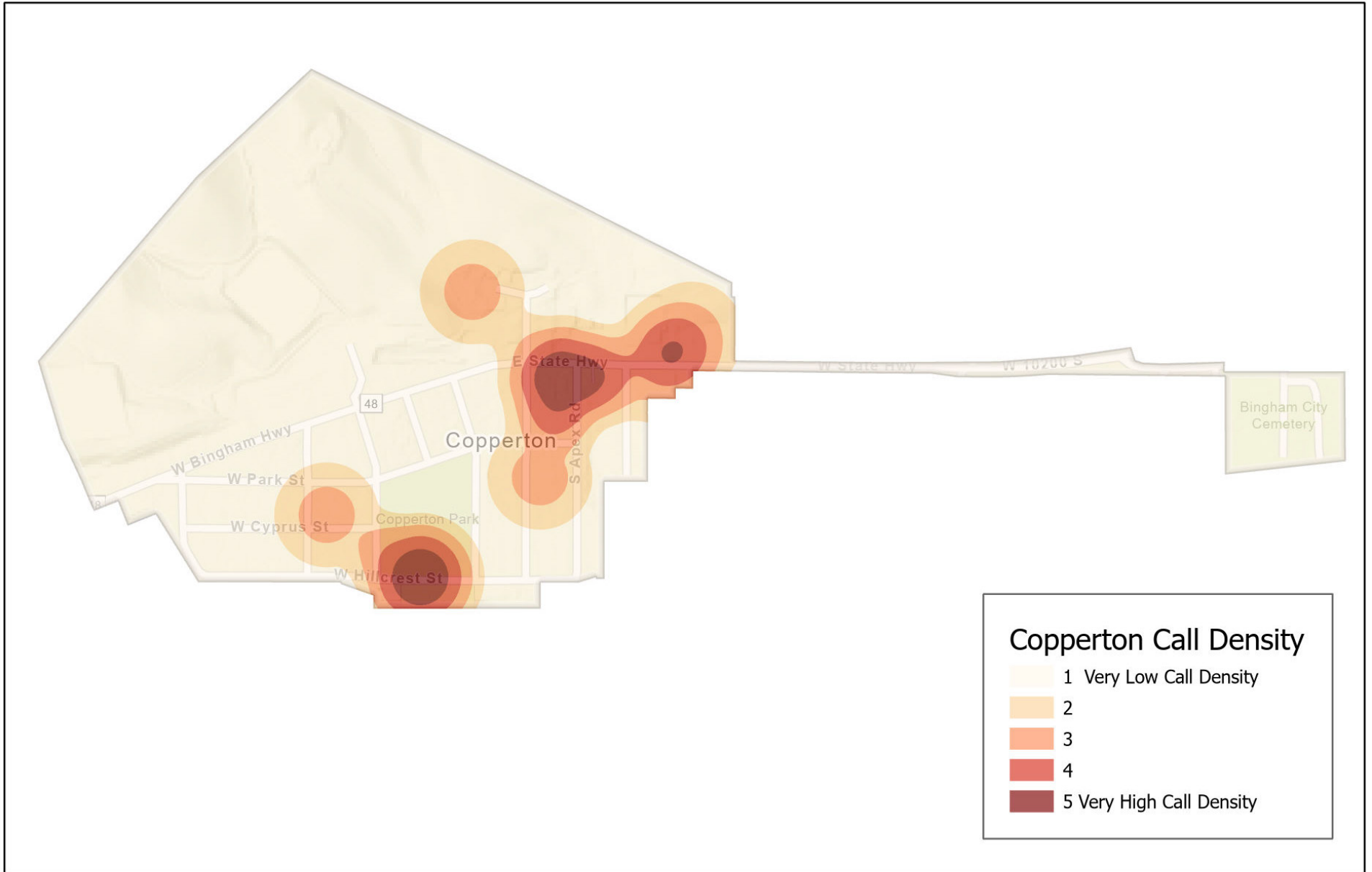
# UFA CALL TYPE April 1 to June 30 2022



## Copperton Metro-Township



# UFA CALL DENSITY April 1 to June 30 2022



## Copperton Metro-Township

